

KHAMIS MUSHAYT MALL KSA

EXTERNAL FACADE DESIGN STUDY
SEPTEMBER 2016

Architecture Masterplanning Interiors Graphics

Benoy



00 CONTENTS

- 01 PREVIOUS SCHEME

- 02 OUR PROPOSAL
 - 02.1 KEY ELEMENTS
 - 02.2 VIEW STUDIES
 - 02.3 LANDSCAPE STUDIES

- 03 THE PROMENADE
 - 03.1 OVERALL ELEMENTS
 - 03.2 OVERALL VIEWS
 - 03.3 TYPICAL MATERIALS
 - 03.4 DESIGN DRAWINGS

- 04 THE ENTRANCES
 - 04.1 OVERALL ELEMENTS
 - 04.2 OVERALL VIEWS
 - 04.3 TYPICAL MATERIALS
 - 04.4 DESIGN DRAWINGS

- 05 ENTERTAINMENT STREET
 - 05.1 OVERALL ELEMENTS
 - 05.2 OVERALL VIEWS
 - 05.3 TYPICAL MATERIALS - FACADE COMPOSITION
 - 05.4 DESIGN DRAWINGS

- 06 BOUTIQUE STREET
 - 06.1 OVERALL ELEMENTS
 - 06.2 OVERALL VIEWS
 - 06.3 TYPICAL MATERIALS
 - 06.4 BOUTIQUE STREET RENDERS
 - 06.5 DESIGN DRAWINGS

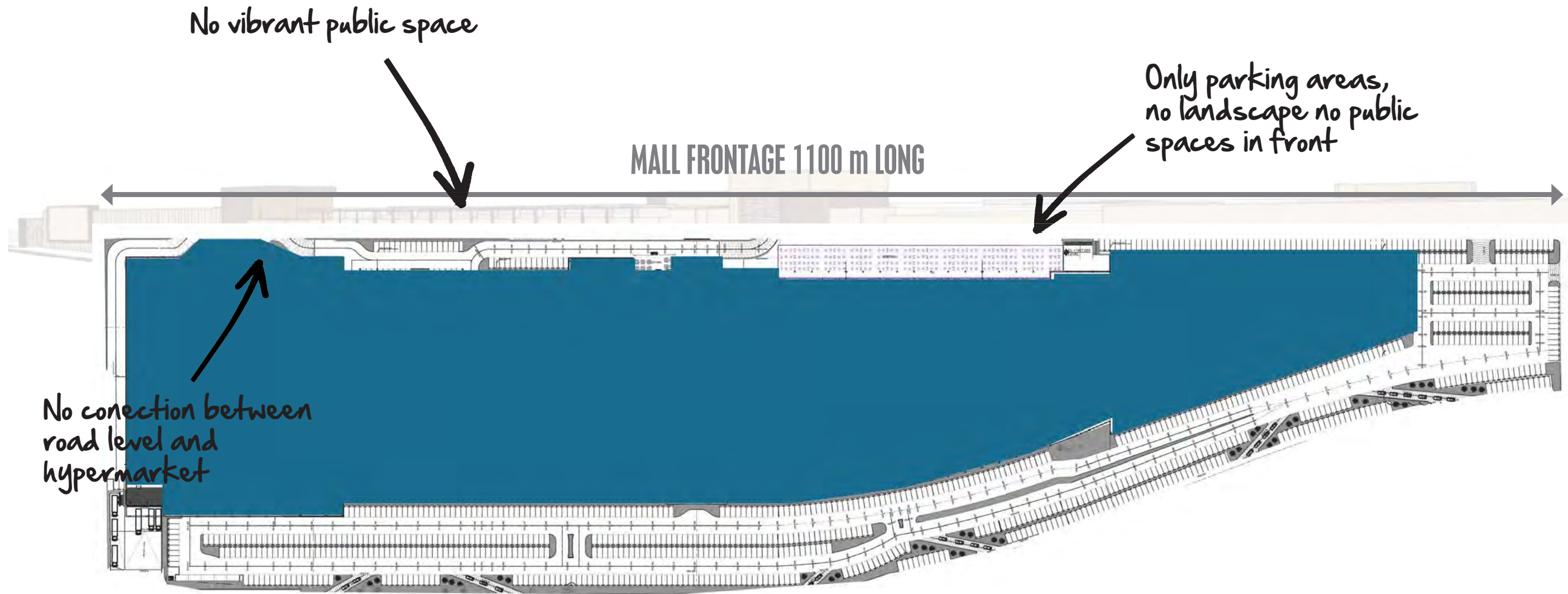
- 07 DRAWINGS

- 08 SUMMARY

01 PREVIOUS SCHEME

INITIAL OBSERVATIONS

> PREVIOUS SCHEME

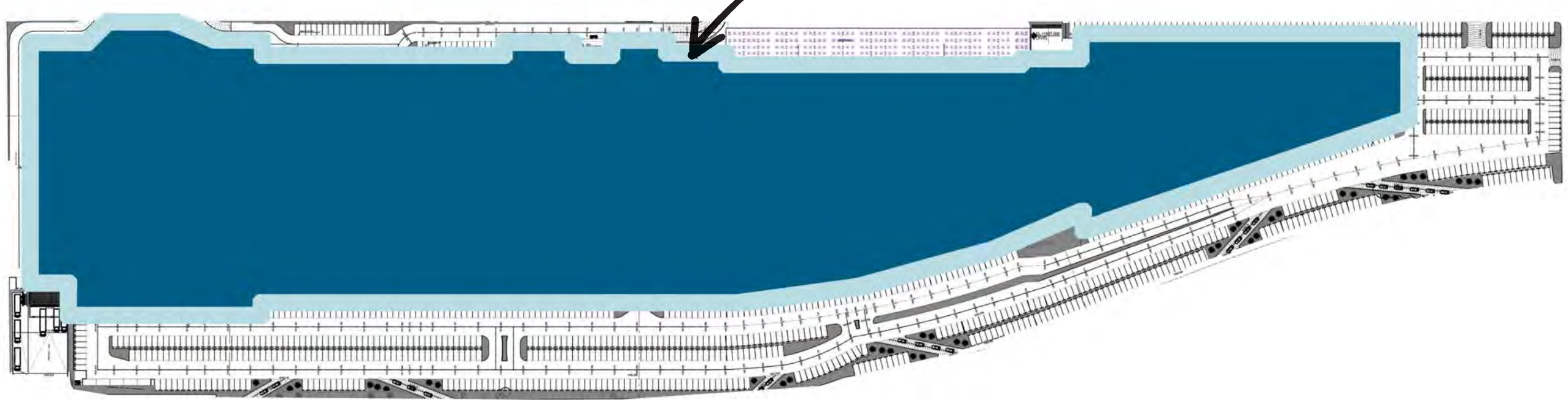



01 PREVIOUS SCHEME INITIAL OBSERVATIONS

Industrial looking building

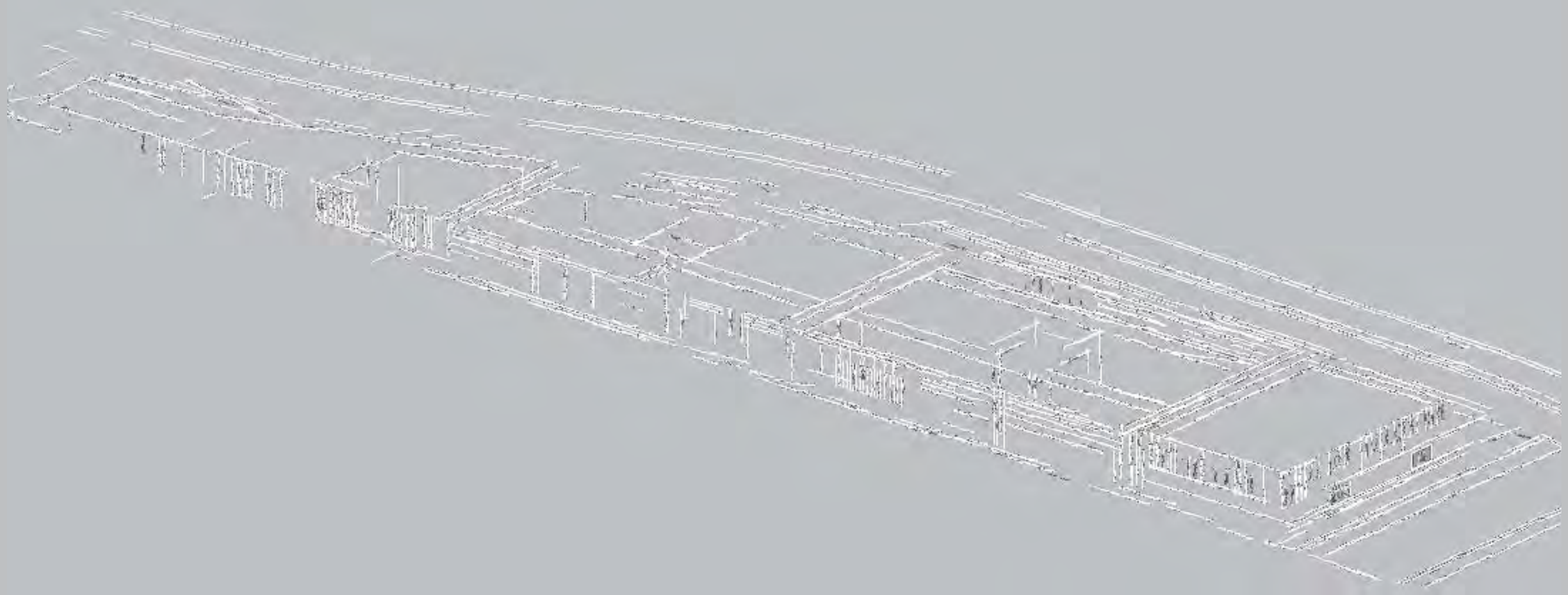


Scheme layout turning back on street



02 OUR PROPOSAL
FACADE DESIGN STUDY

Creating a New
image, Retail & F&B
Experience...



02 OUR PROPOSAL

FACADE DESIGN STUDY

- > **LONG ELEVATION BROKEN DOWN BY DIFFERENT FACADE TREATMENTS**
 - > **MODERN, VIBRANT ARCHITECTURAL DESIGN**
- > **INVITING ENTRANCE BY LANDSCAPE TREATMENT**
 - > **A SIMPLE, COHERENT MATERIAL PALLETTE**
 - > **PRIMARY MATERIALS**
 - > **ACCENT MATERIALS**

- ✓ ELEGANT
- ✓ ATTRACTIVE
- ✓ PREMIUM
- ✓ CONTEMPORARY

02.1 FACADE DESIGN STUDY KEY ELEMENTS



THE PROMENADE



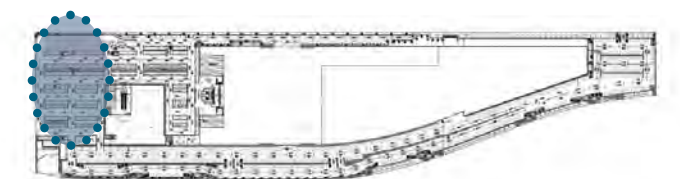
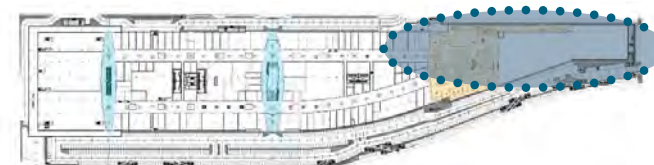
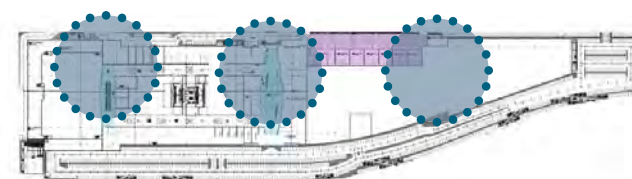
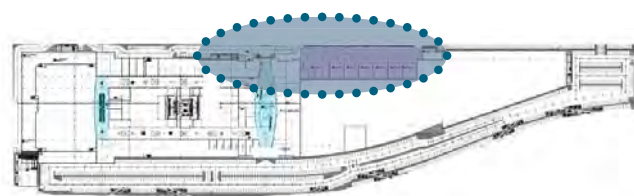
THE ENTRANCES


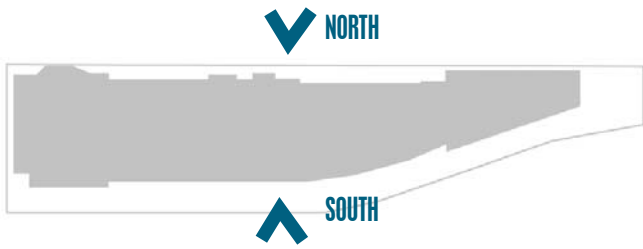


ENTERTAINMENT STREET




BOUTIQUE STREET







NORTH ELEVATION



SOUTH ELEVATION


02.2 FACADE DESIGN STUDY VIEW STUDIES







WEST ELEVATION

02.2 FACADE DESIGN STUDY VIEW STUDIES



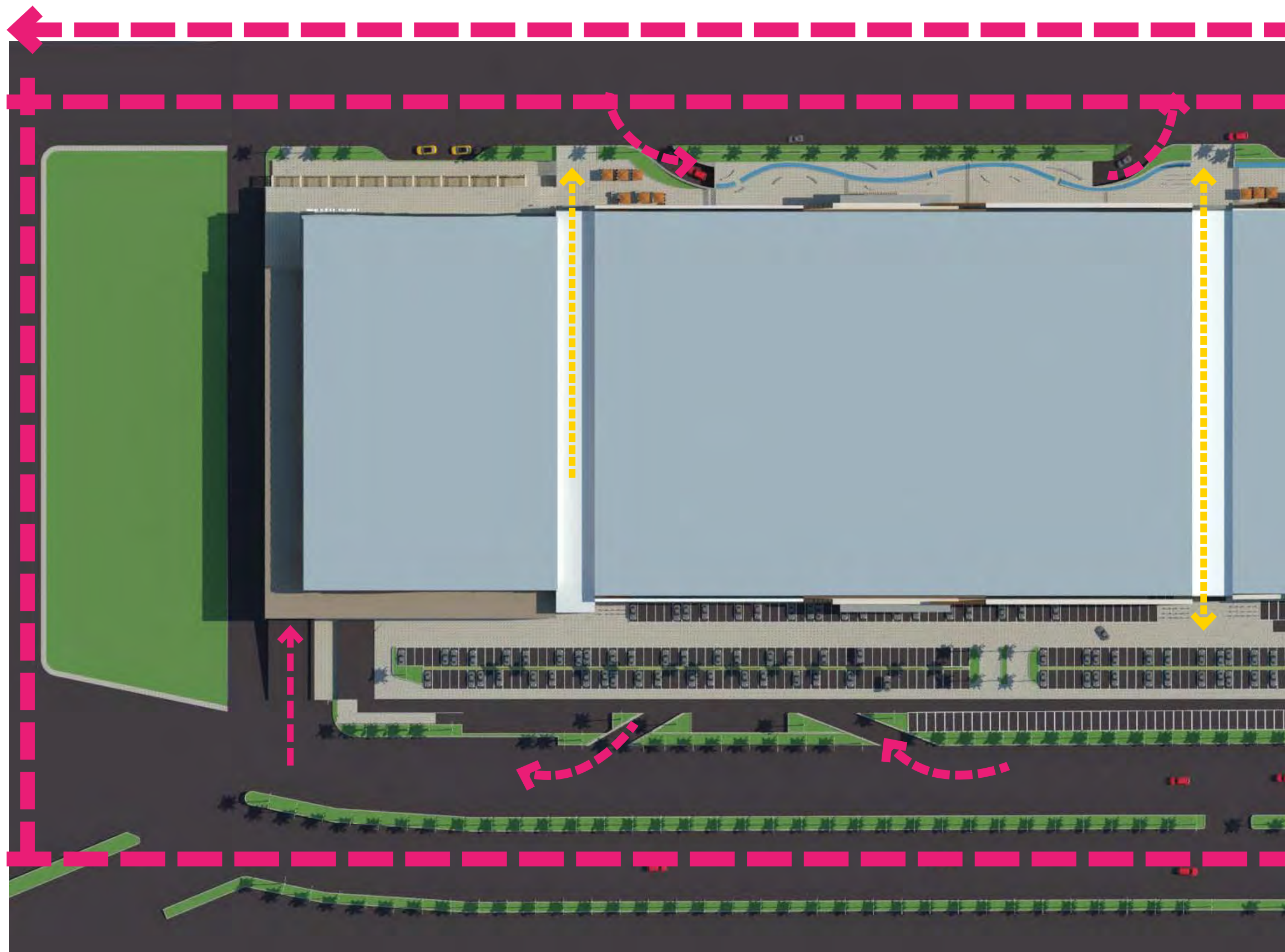
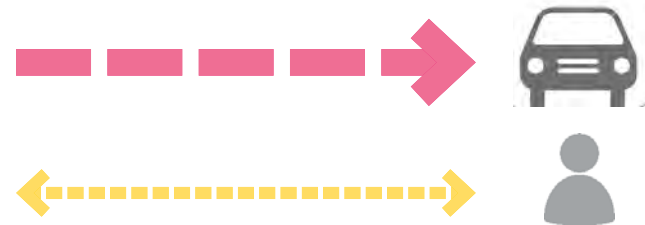
EAST ELEVATION



02.3 LANDSCAPE DESIGN STUDIES


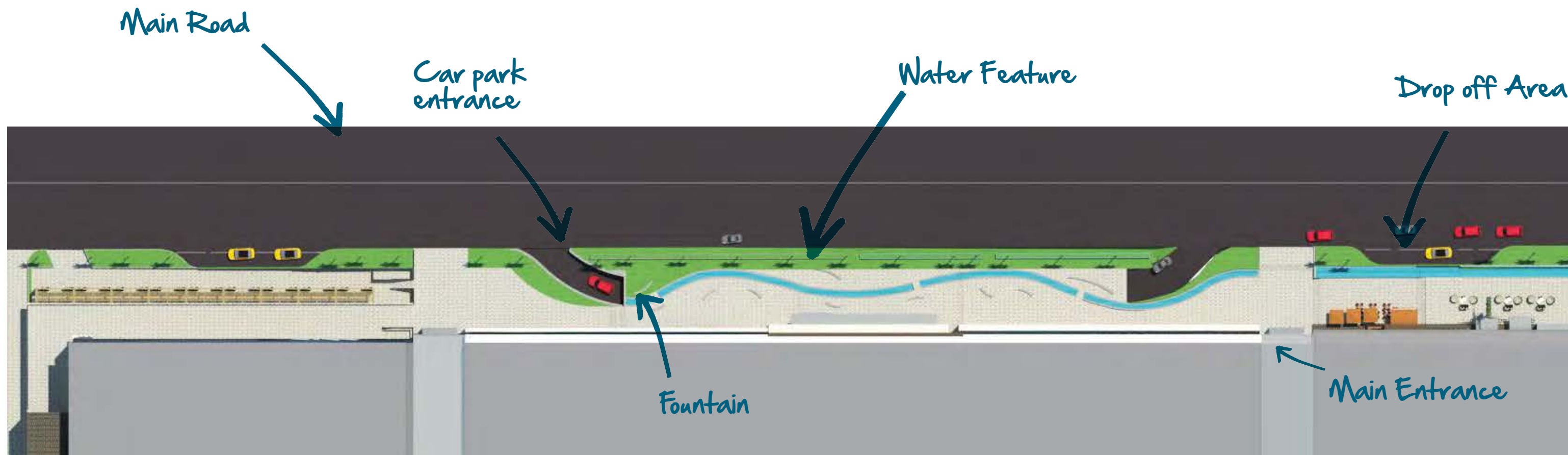


CIRCULATION

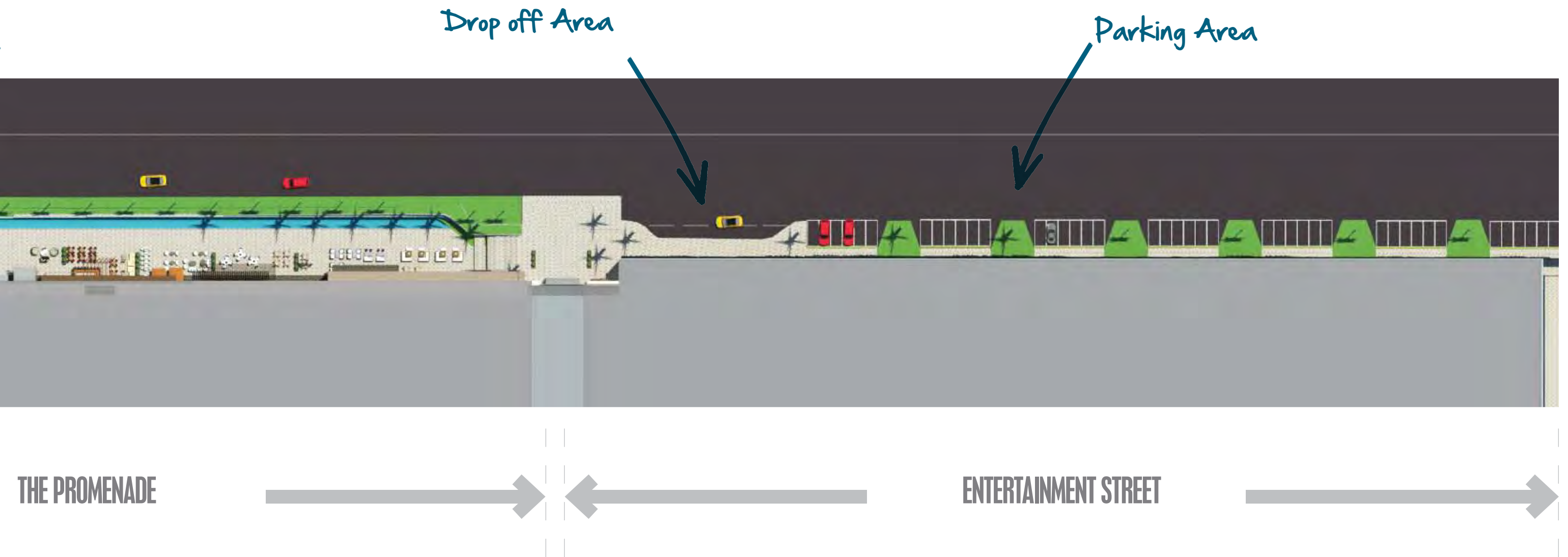


02.3 LANDSCAPE DESIGN STUDY STUDIES





02.3 LANDSCAPE DESIGN STUDY MAIN FACADE



03 OUR PROPOSAL
THE PROMENADE

A leisurely walk, a
social activity...



CITYWALK
حيث يلتقي دبي

FERRE | CAFFÉ

IL CAFFÈ
DIPLOMA
إل كافيه
دي روما

Street
in the hood

03 OUR PROPOSAL THE PROMENADE



THE PROMENADE



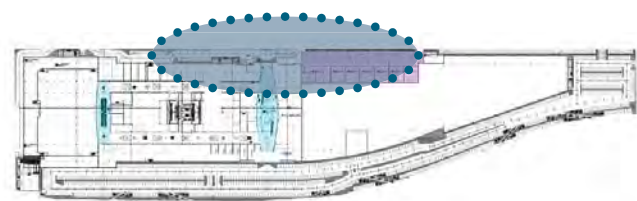
THE ENTRANCES



ENTERTAINMENT STREET



BOUTIQUE STREET



THE BOUNDARY



RIVER CROSSING



GATEWAYS



03.1 THE PROMENADE DESIGN OVERALL ELEMENTS

THE PROMENADE

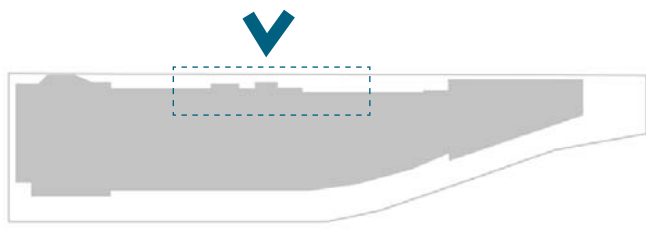


CANOPY



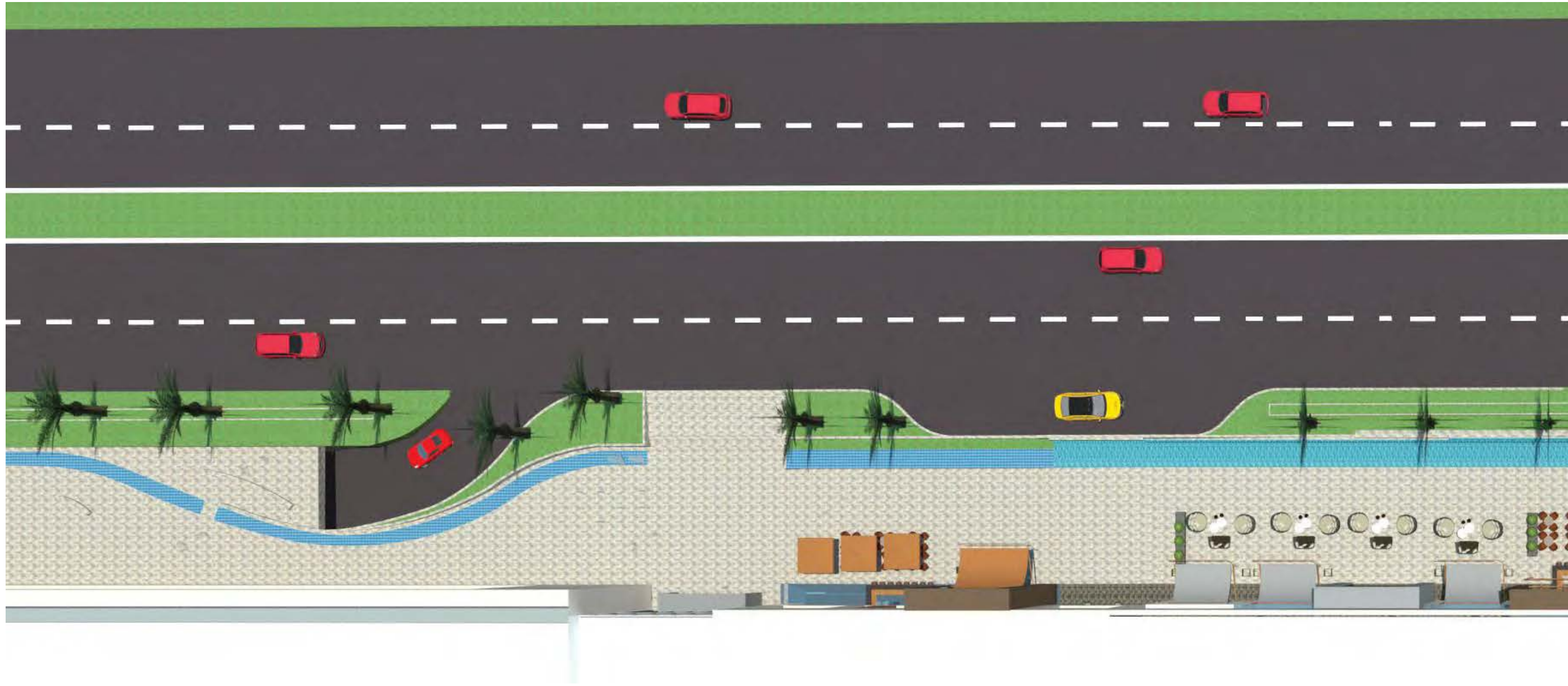
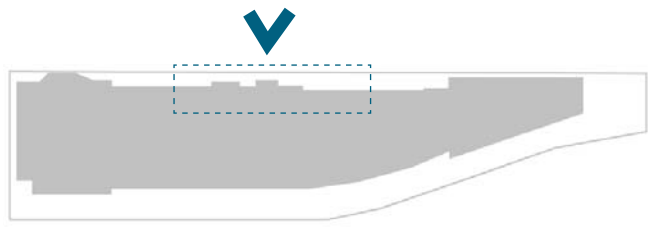
THE ELEVATION





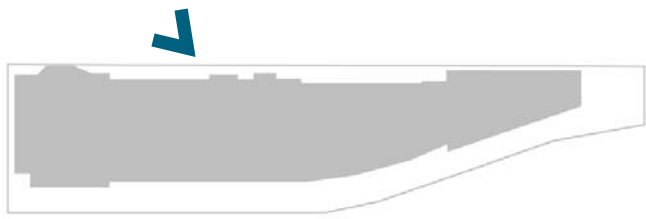
03.2 THE PROMENADE DESIGN OVERALL ELEMENTS

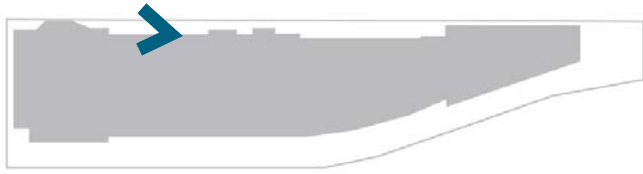




03.2 THE PROMENADE DESIGN OVERALL ELEMENTS

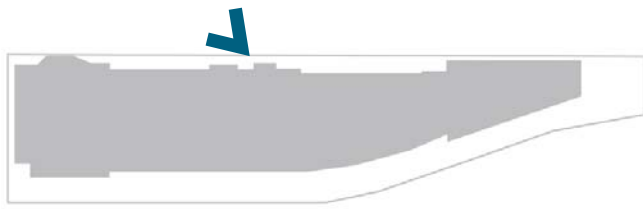


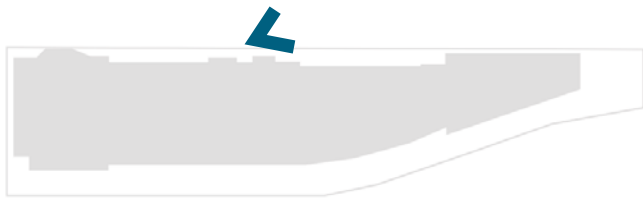




03.2 THE PROMENADE DESIGN OVERALL VIEWS

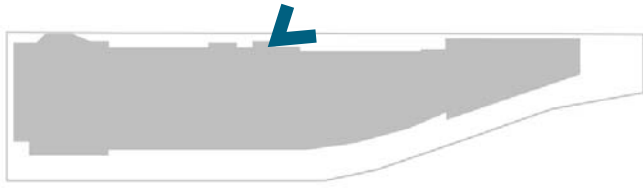


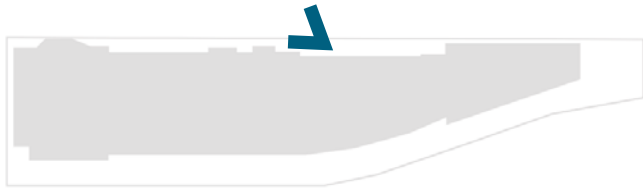




03.2 THE PROMENADE DESIGN OVERALL VIEWS










03.2 THE PROMENADE DESIGN OVERALL VIEWS

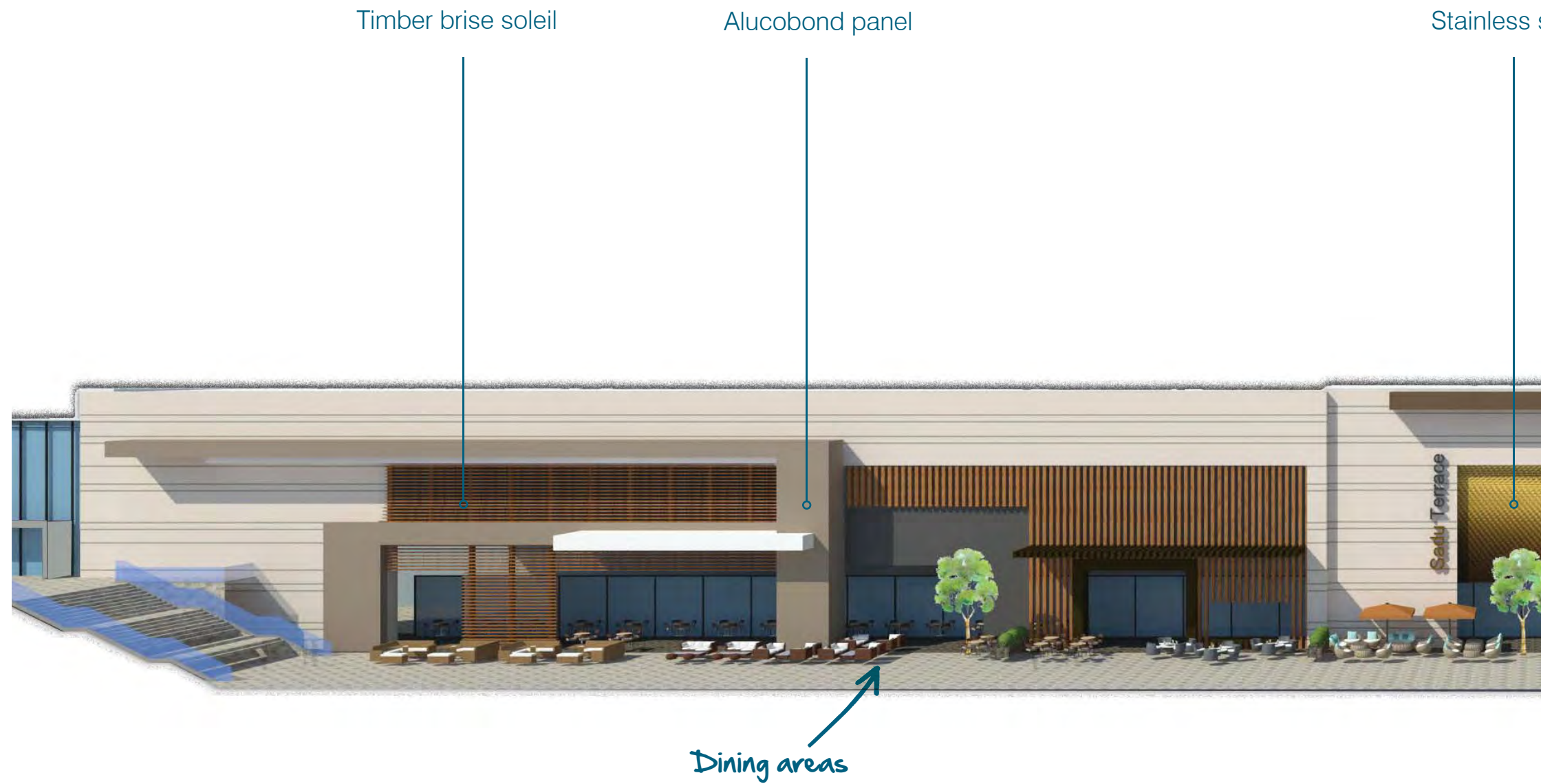


- **HUMAN SCALE**
- **A CROSSING RIVER**
- **REFLECT SURROUNDING LANDSCAPE**
- **UNIQUE**
- **SIMPLE MATERIAL PALETTE**

03.3 THE PROMENADE DESIGN TYPICAL MATERIALS

Appearance Material Palette





03.3 THE PROMENADE DESIGN TYPICAL MATERIALS

steel

Stone cladding

Glazing

Alucobond Panel



Canopy terrace

Covered area





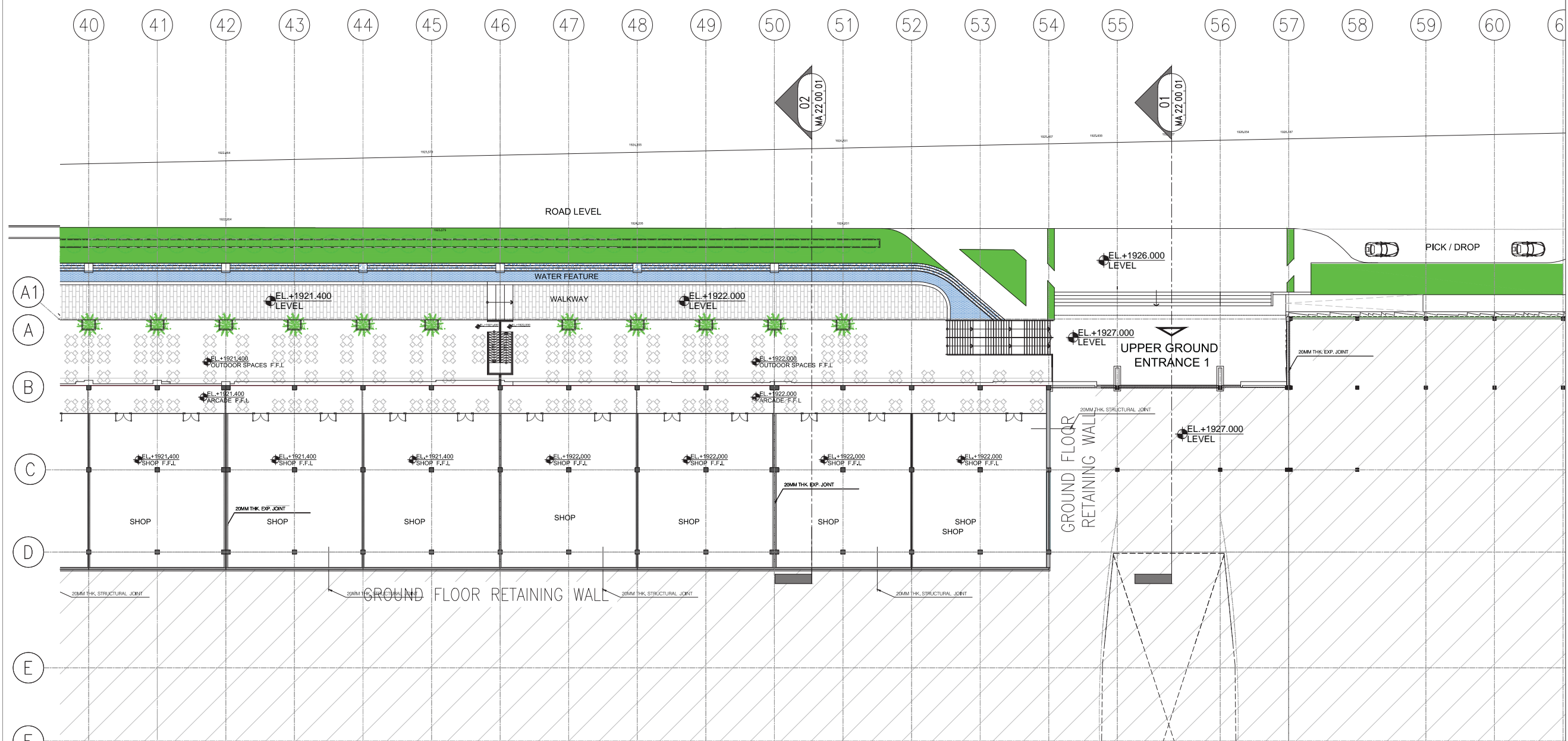
- 01 MT01 WOODEN ALUMINIUM BAFFLES
- 02 ST02 STONE CLADDING
- 03 MT02 LIGHT ALUCOBOND PANEL
- 04 LIGHT GLAZING, CURTAIN WALL
- 05 ST03 MIXED LIGHT GRAY PAVING
- 06 MT04 BUFF ALUCOBOND PANEL
- 07 RENDERED FACADE

03.3 THE PROMENADE DESIGN TYPICAL MATERIALS



- 01 MT01 WOODEN ALUMINIUM BAFFLES
- 02 ST02 STONE CLADDING
- 03 WW05 TIMBER CANOPY
- 04 LIGHT GLAZING, CURTAIN WALL
- 05 ST03 MIXED LIGHT GRAY PAVING
- 06 MT04 BUFF ALUCOBOND PANEL
- 07 RENDERED FACADE

All dimensions to be verified on site. Do not scale this drawing. All discrepancies to be clarified with project architect.
 This drawing is the property of Benay Architects and is issued on the condition it is not reproduced, altered or disclosed to any unauthorized person, either wholly or in part without written consent of Benay Ltd.
 Ordnance Survey material is used with the permission of The Controller of HMSO. Crown copyright AR 159076.
 The CDM hazard management procedures for the Benay aspects of the design of this project are to be based on the Benay Design Hazard Identification and Management Sheet and drawings. The full project design team comprehensive set of hazard management procedures are available from the Planning Department Safety Coordinator appointed for the project.



00 PROPOSED GROUND LEVEL PLAN
 MA20 12 GL 1:250@A0

A00	10/08/16	INITIAL DRAFT ISSUE	AS
Rev	Date	Description	By / Chk



Client
 WABEL AL ARABIA

Project
 KHAMIS MUSHAYT MALL
 SAUDI ARABIA

Drawing Title
 PROPOSED
 GROUND LEVEL PLAN
 SHEET 3

Drawn By: AS | Checked By: JG

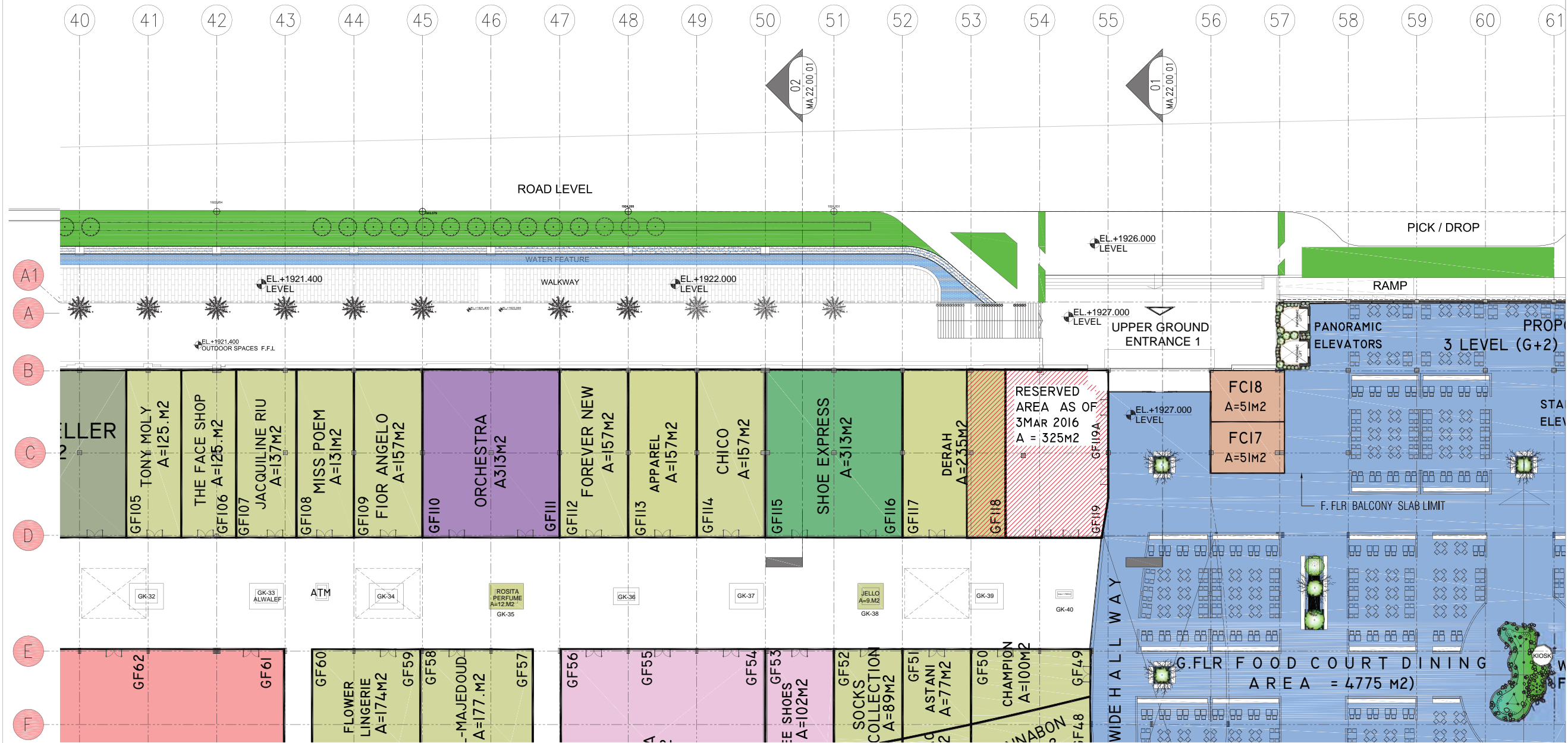
Scale: 1/250 @A1 | Date: AUG 2016

Project No. | Drawing No. | Revision
 BNY-MA(20)-12GL A00

Status
 CONCEPT DESIGN

03.4 THE PROMENADE DESIGN DESIGN DRAWINGS

All dimensions to be clarified with...
 The design is based on the condition it is not reproduced...
 The CDM hazard management procedures for the Benby aspects of the design of this project are to be based on the Benby Design Hazard Identification and Management Sheet and drawings. The full project design team comprehensive set of hazard management procedures are available from the Planning Department Safety Coordinator appointed for the project.



00 PROPOSED UPPER GROUND LEVEL PLAN
 MA20 12UG 1:250@A1

Rev	Date	Description	By	Chkd
A00	10/08/16	INITIAL DRAFT ISSUE	AS	



Client
 WABEL AL ARABIA

Project
 KHAMIS MUSHAYT MALL
 SAUDI ARABIA

Drawing Title
 PROPOSED
 UPPER GROUND LEVEL PLAN
 SHEET 3

Drawn By
 AS

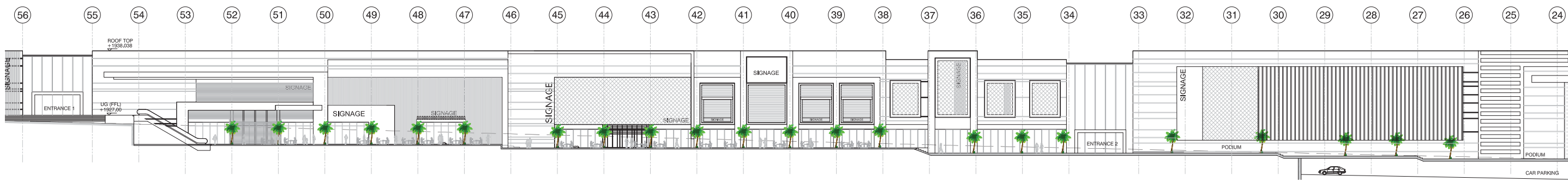
Checked By
 JG

Scale
 1/250 @A1

Date
 AUG 2016

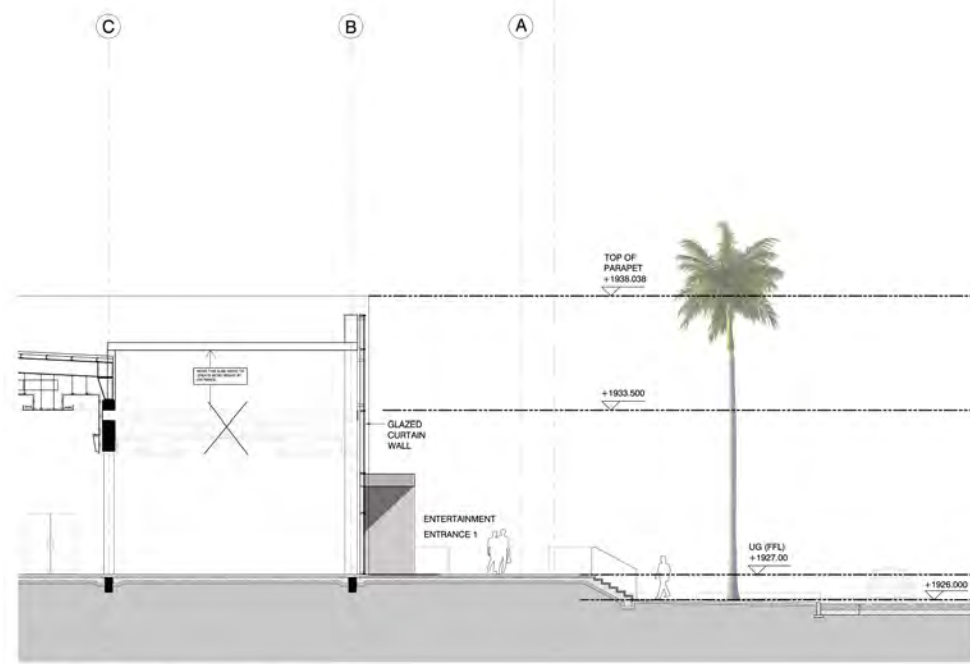

Project No. | Drawing No. | Revision |
 BNY-MA(20)-12UG A00

Status
 CONCEPT DESIGN



02 PROPOSED ELEVATION 01 - (PROMENADE)
WA21EL01 1:250@A0

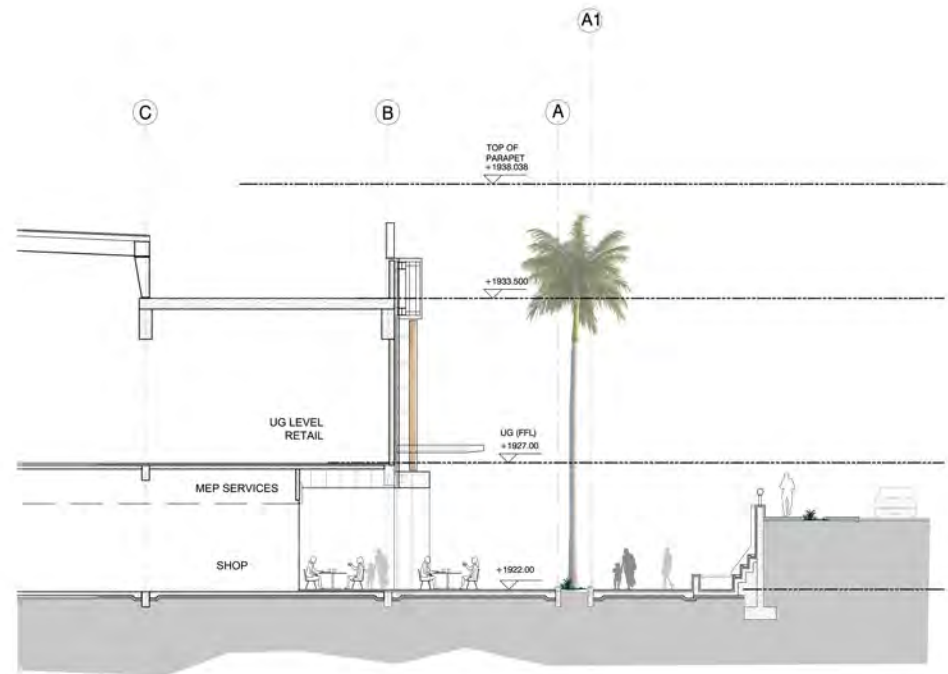
03.4 THE PROMENADE DESIGN DESIGN DRAWINGS



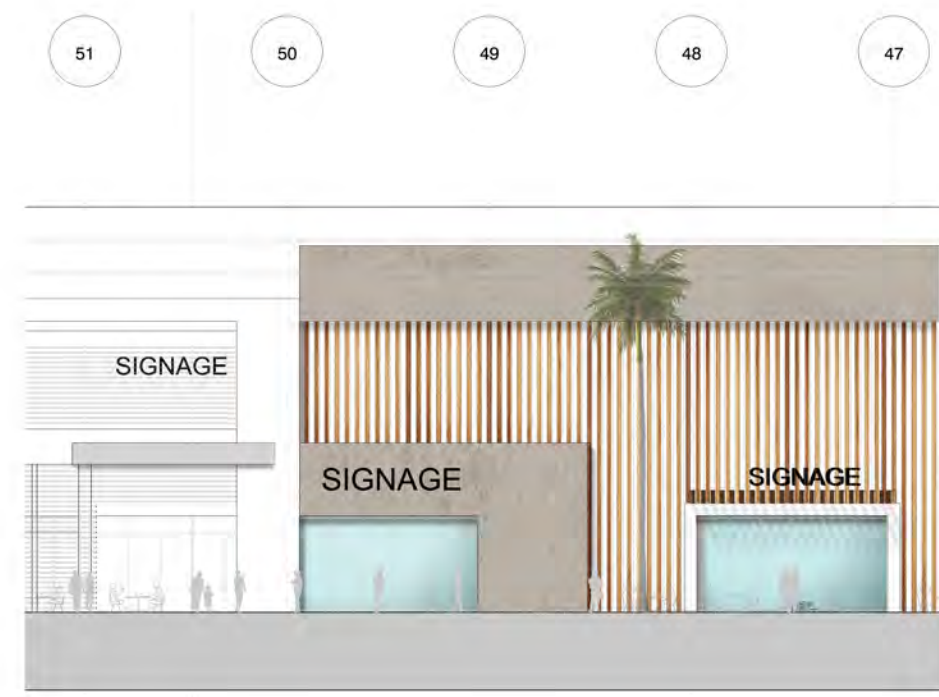
01 SECTION 01 (ENTERTAINMENT ZONE ENTRANCE 1)
MA223C01 1:100@A1



01 ELEVATION 01 (ENTERTAINMENT ZONE ENTRANCE 1)
MA223C01 1:100@A1



02 SECTION 02 (PROMENADE)
MA223C01 1:100@A1



02 ELEVATION 02 (PROMENADE)
MA223C01 1:100@A1

Benoy	
Design Architecture Masterplanning Interiors Graphics	
Client WABEL AL ARABIA	
Project KHAMIS MUSHAYT MALL SAUDI ARABIA	
Drawing Title PROPOSED MAIN FACADE SECTIONS	
Drawn By AS	Checked By JG
Scale 1/100 @ A1	Date AUG 2016
Project No. 6357	Drawing No. BNY-MA(22)-SC01
Title CONCEPT DESIGN	

04 OUR PROPOSAL
THE ENTRANCES



04 EXTERNAL FACADE DESIGN THE ENTRANCES



THE PROMENADE



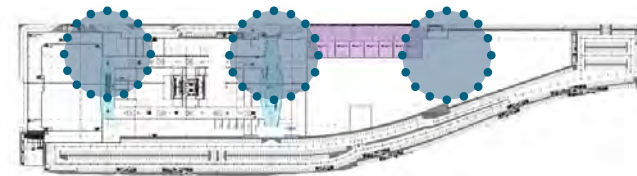
THE ENTRANCES




ENTERTAINMENT STREET



BOUTIQUE STREET



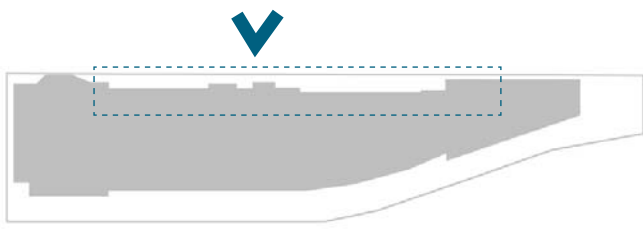
THE TRANSPARENCY



04.1 THE ENTRANCES OVERALL ELEMENTS

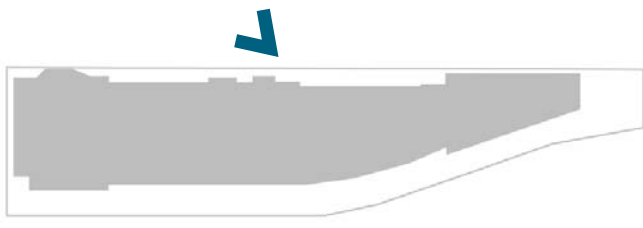
CONTEMPORARY





04.2 THE ENTRANCES OVERALL ELEMENTS

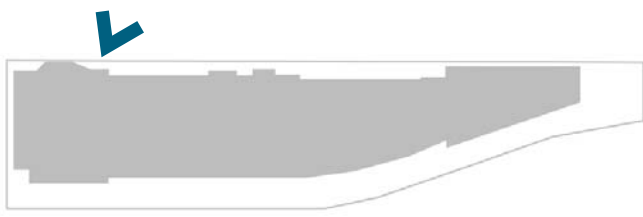




04.3 THE ENTRANCES OVERALL VIEWS







04.3 THE ENTRANCES OVERALL VIEWS



- **A CROSSING RIVER**
- **REFLECT SURROUNDING LANDSCAPE**
- **ELEVATION BREAKDOWN**

04.4 THE ENTRANCES OVERALL VIEWS

Appearance
Material Palette






Frameless Glazing



Drop off Area

04.4 THE ENTRANCES MATERIALS





- 01 MT01 WOODEN ALUMINIUM BAFFLES
- 02 ST02 STONE CLADDING
- 03 MT02 LIGHT ALUCOBOND PANEL
- 04 LIGHT GLAZING, CURTAIN WALL
- 05 ST03 MIXED LIGHT GRAY PAVING
- 06 MT04 BUFF ALUCOBOND PANEL
- 07 FRAMELESS GLASS BALUSTRADE
- 08 LANDSCAPING - BY OTHERS

04.4 THE ENTRANCES MATERIALS



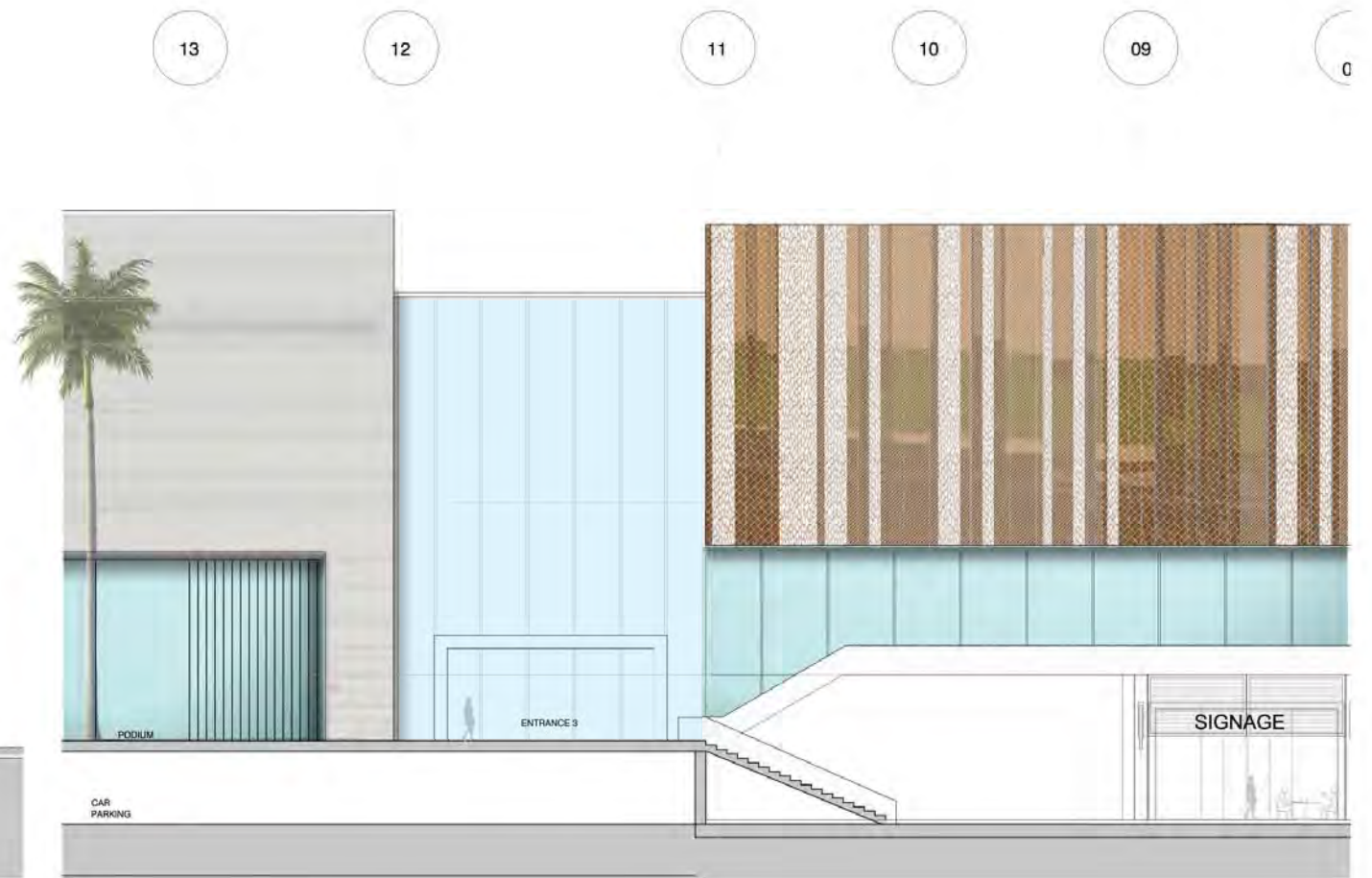
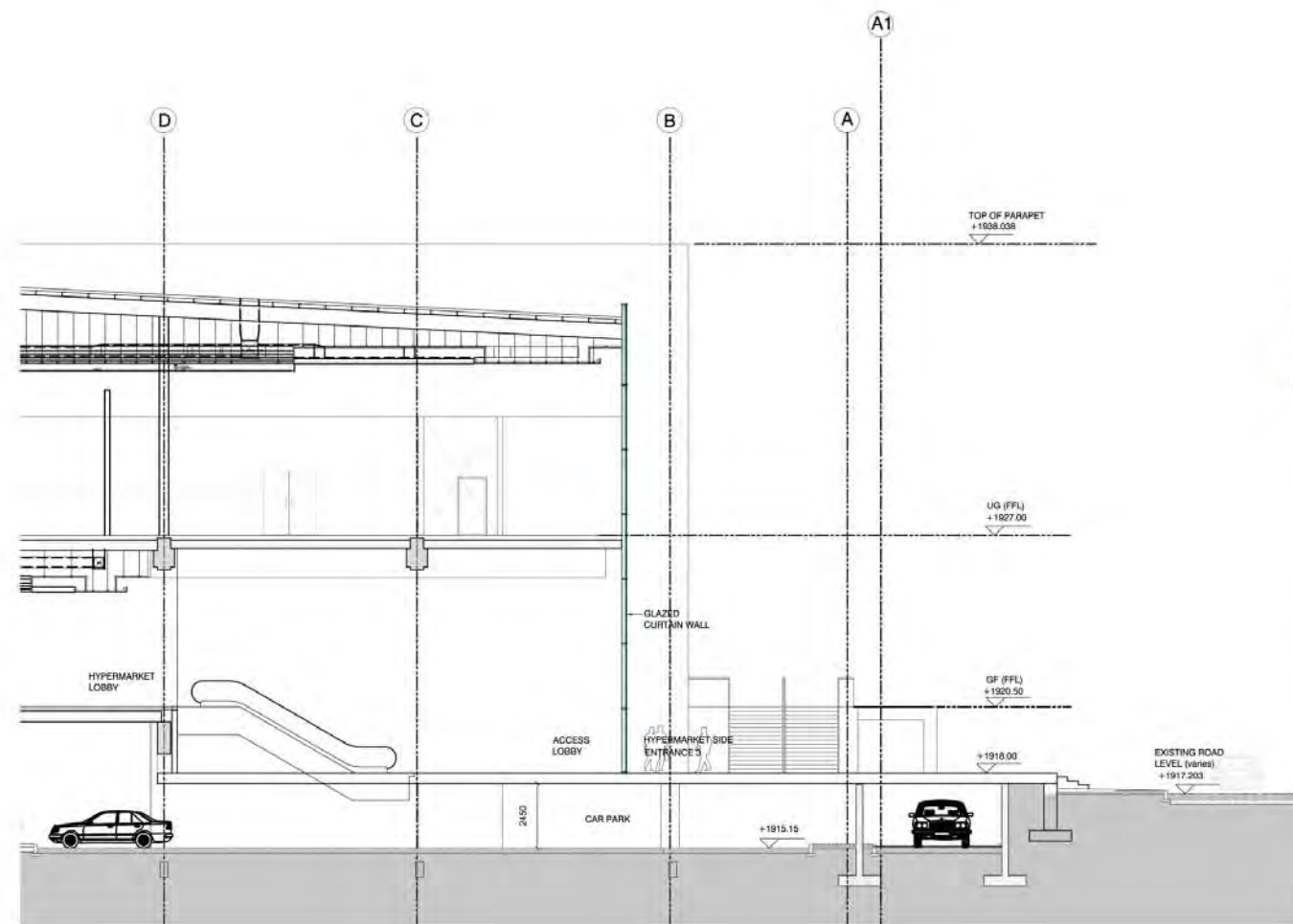
- 01 MIRROR BRONZE FINISH, METAL PANEL
- 02 MIRROR BRONZE FINISH, PERFORATED METAL PANEL
- 03 ST02 STONE CLADDING
- 04 MT02 LIGHT ALUCOBOND PANEL
- 05 LIGHT GLAZING, CURTAIN WALL
- 06 ST03 MIXED LIGHT GRAY PAVING
- 07 FRAMELESS GLASS BALUSTRADE
- 08 LANDSCAPING - BY OTHERS



- 01 LIGHT GLAZING-CURTAIN WALL
- 02 MT02 LIGHT ALUCOBOND PANEL
- 03 MT03 GRAY ALUCOBOND PANEL
- 04 FRAMELESS DOOR
- 05 MT05 NICKEL COLOUR STAINLESS STEEL
- 06 ST02 STONE CLADDING
- 07 LANDSCAPING - BY OTHERS
- 08 WATER FEATURE - BY OTHERS

04.4 THE ENTRANCES MATERIALS

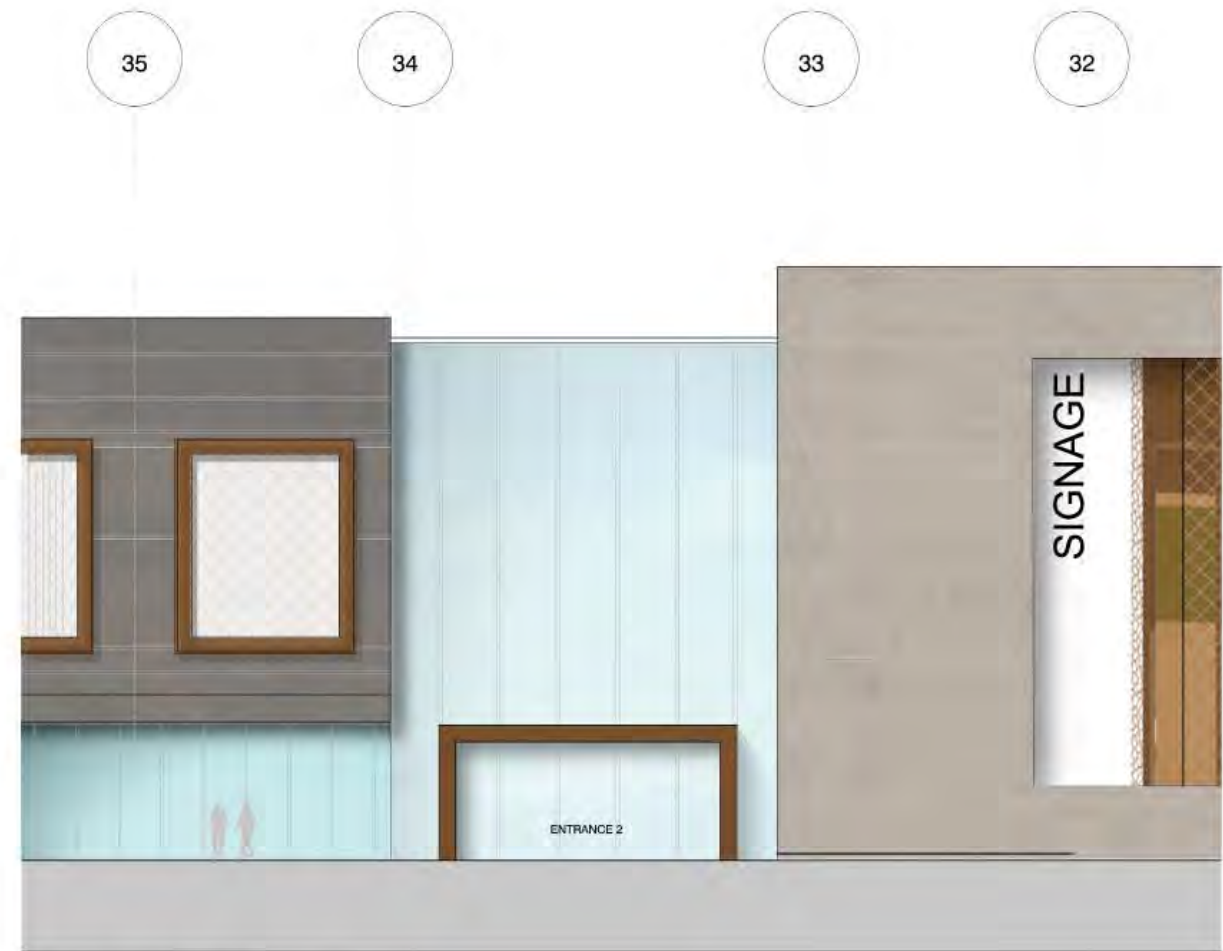
Schematic Detail



Schematic Detail

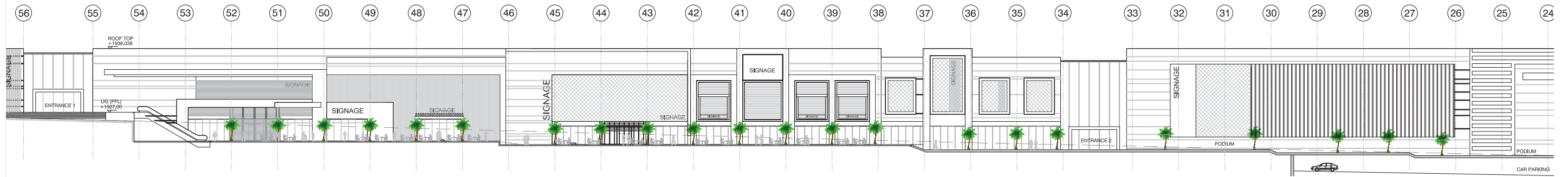


03 SECTION 03 (MALL ENTRANCE 2)
MA22SC01 1:100@A1



03 ELEVATION 03 (MALL ENTRANCE 2)
MAGE5C01 1:100@A1

04.5 THE ENTRANCES DESIGN DRAWINGS



02 PROPOSED ELEVATION 01 - (PROMENADE)
WAS/TEL/01 1:250/A0

05 OUR PROPOSAL
ENTERTAINMENT STREET

*Creating an
entertainment
space...*



GUCCI

GUCCI

GUCCI



lapm

mqsi

FOSS

mqsi

05 OUR PROPOSAL ENTERTAINMENT STREET



THE PROMENADE



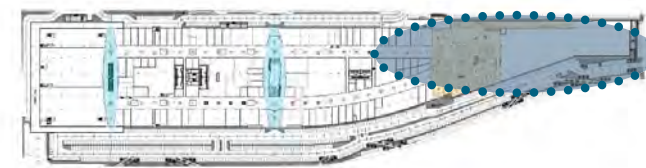
THE ENTRANCES



ENTERTAINMENT STREET



BOUTIQUE STREET




REFLECTION



SKY



SHA




05.1 ENTERTAINMENT STREET KEY ELEMENTS

DOW


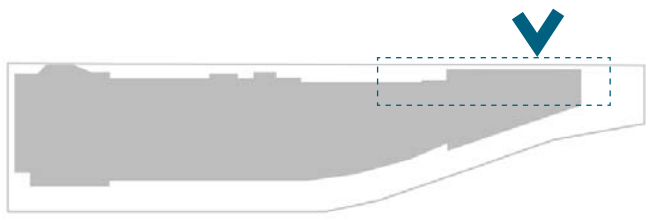


MOVEMENT




SCREEN





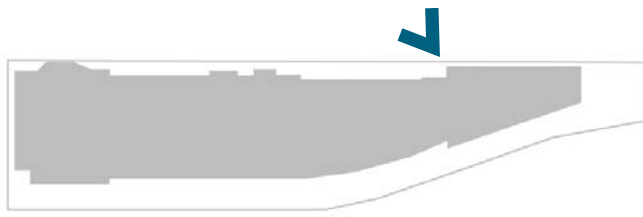
Parking areas 

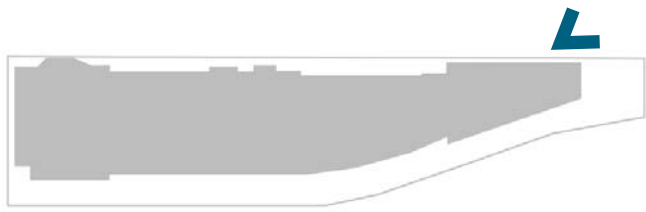
05.2 ENTERTAINMENT STREET OVERALL ELEMENTS



Drop off Area

Entrance
Entertainment Zone






05.3 ENTERTAINMENT STREET OVERALL VIEWS

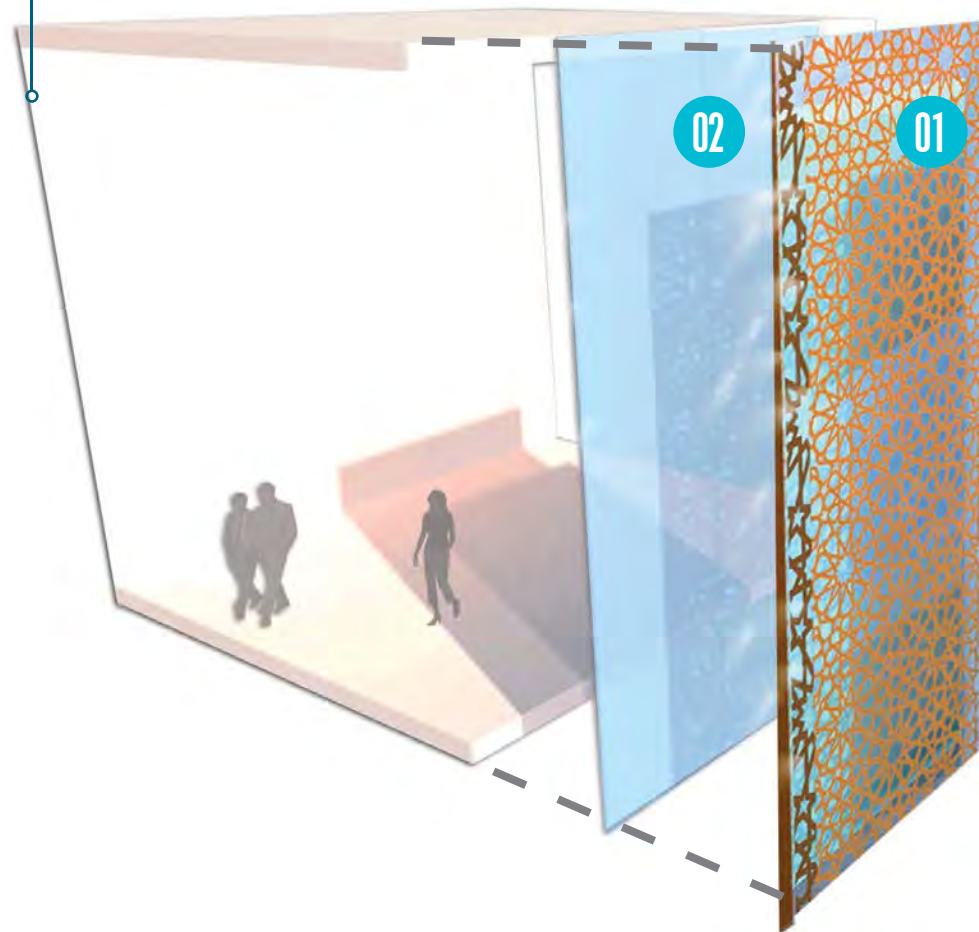
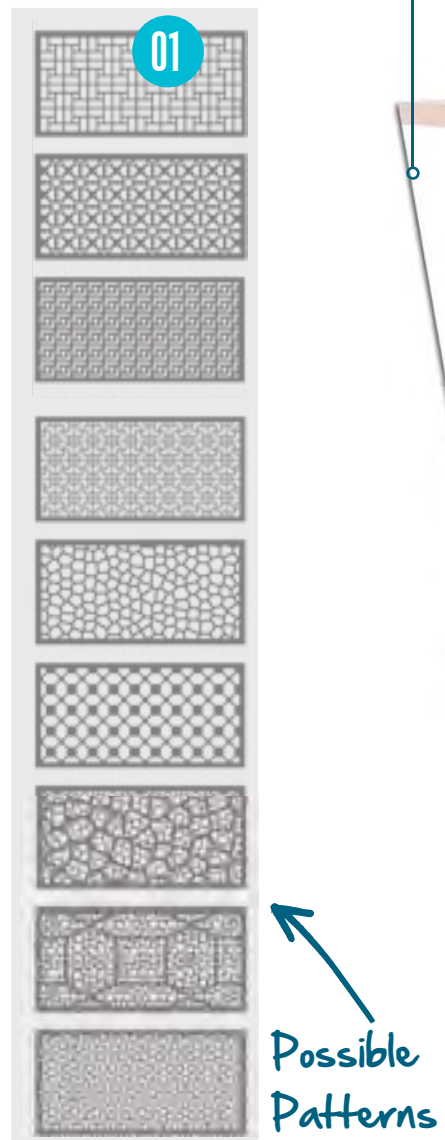


- **SIMPLE MATERIAL PALETTE**
- **ELEVATION PERMEABILITY**
- **CONTEMPORARY**

05.4 ENTERTAINMENT STREET MATERIALS


Appearance
Material Palette





PERFORATED METAL PANEL

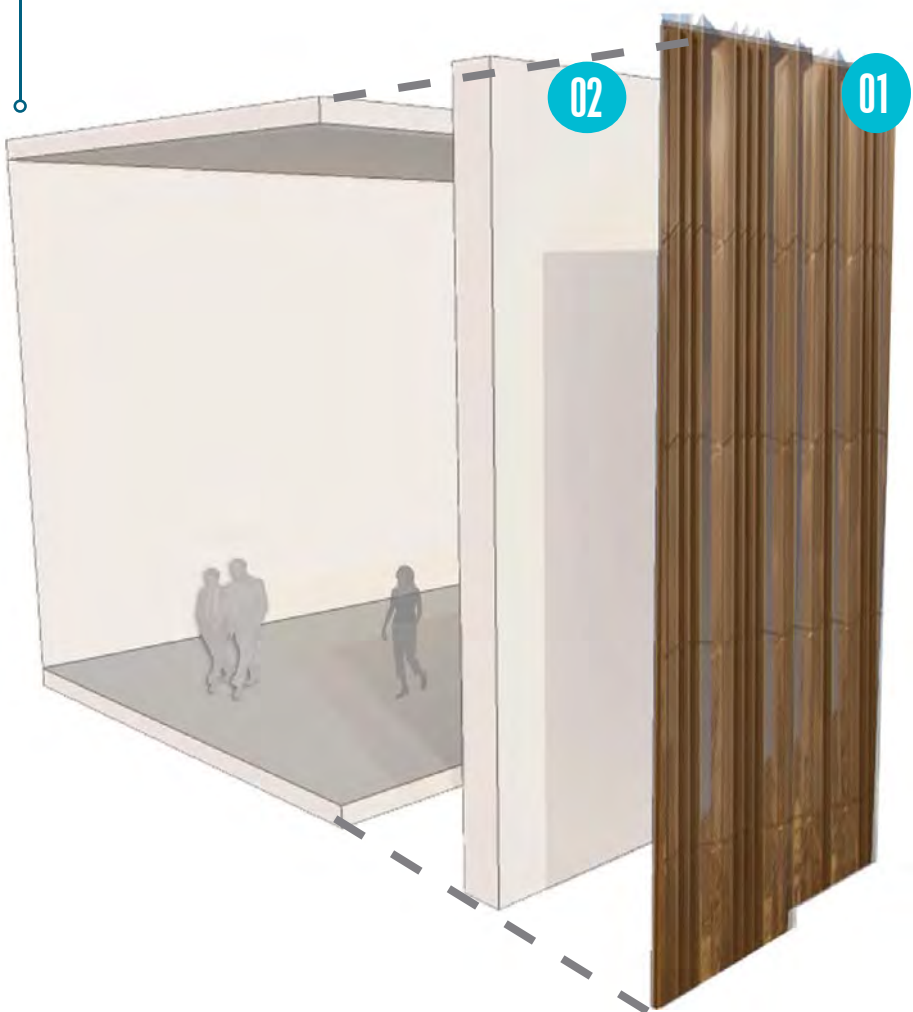
1. Mirror Bronze Finish Perforated Metal Panel



2. Clear Glazing Panels




05.4 ENTERTAINMENT STREET MATERIALS-COMPOSITION



METAL PANEL

1. Mirror Bronze Finish Perforated Metal Panel




2. Blockwork Interior Finish



Entertainment Detailed Facade

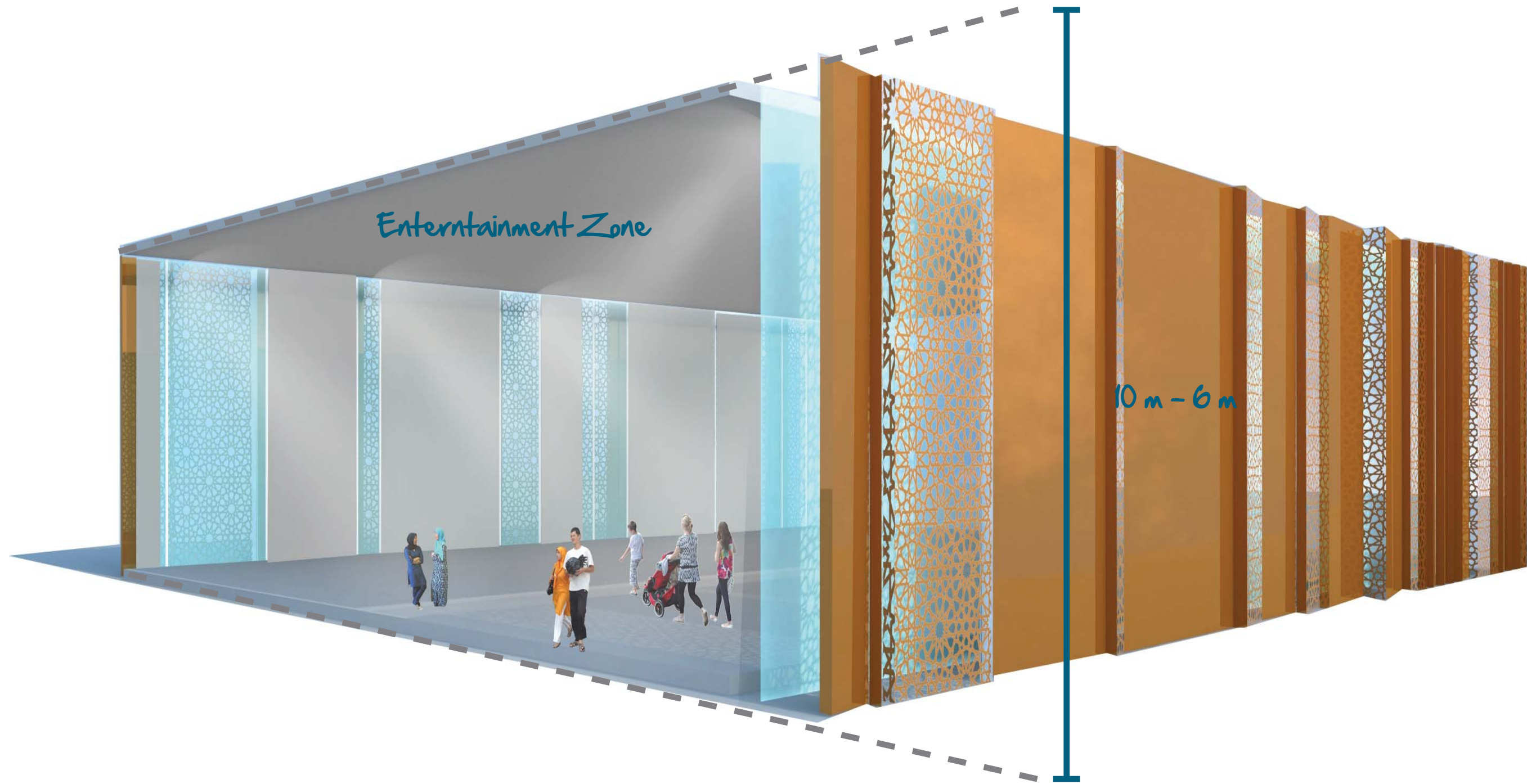
Metal Panel

Perforated Metal Panel

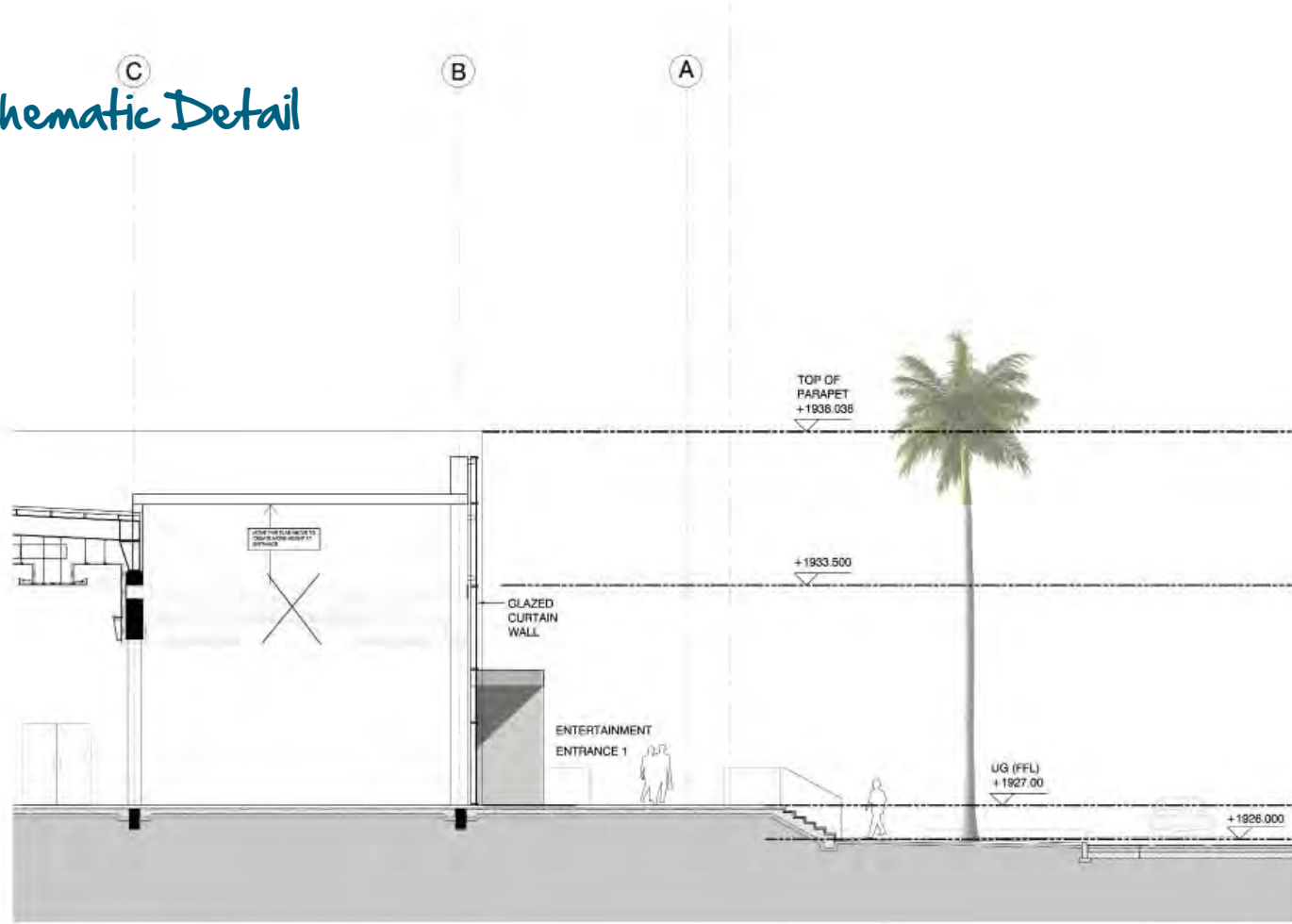


05.4 ENTERTAINMENT STREET MATERIALS-COMPOSITION

Section



Schematic Detail



01 SECTION 01 (ENTERTAINMENT ZONE ENTRANCE 1)
MA225C01 1:100@A1



01 ELEVATION 01 (ENTERTAINMENT ZONE ENTRANCE 1)
MAGESC01 1:100@A1

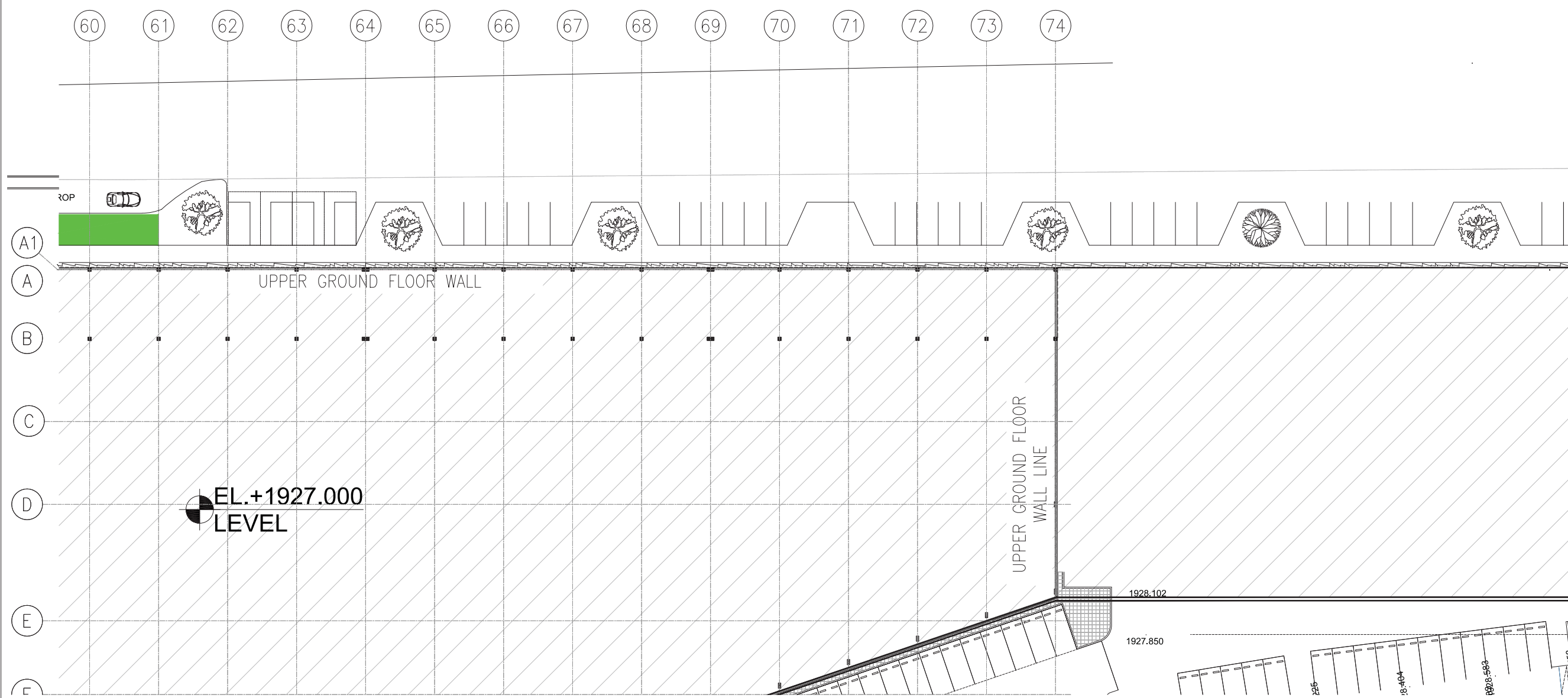


05.4 ENTERTAINMENT STREET MATERIALS-COMPOSITION



- 01 MT01 WOODEN ALUMINIUM BAFFLES
- 02 ST02 STONE CLADDING
- 03 MIRROR BRONZE FINISH, METAL PANEL
- 04 MIRROR BRONZE FINISH, PERFORATED METAL PANEL
- 05 ST03 MIXED LIGHT GRAY PAVING
- 06 DROP OFF AREA- BY OTHERS
- 07 LANDSCAPING - BY OTHERS

All dimensions to be verified on site. Do not scale this drawing. All discrepancies to be clarified with project Architect.
 This drawing is the property of Benoy Architects and is issued on the condition it is not reproduced, altered or disclosed to any unauthorized person, either wholly or in part without written consent of Benoy Ltd.
 The CDM hazard management procedures for the Benoy aspects of the design of this project are to be found on the "Benoy - Designer's Hazard Identification and Management Sheet" and/or drawings. The full project design team comprehensive set of hazard management procedures are available from the Planning Supervisor/Safety Coordinator appointed for the project.



00 PROPOSED GROUND LEVEL PLAN
 MA2013GL 1:250@A1

A00 10/08/16 INITIAL DRAFT ISSUE AS

Rev	Date	Description	By	Crk/G



Client
 WABEL AL ARABIA

Project
 KHAMIS MUSHAYT MALL
 SAUDI ARABIA

Drawing Title
 PROPOSED
 GROUND LEVEL PLAN
 SHEET 4

Drawn By
 AS

Checked By
 JG

Scale
 1/250 @A1

Date
 AUG 2016

Project No.
 BNY-MA(20)-13GL

Drawing No.
 A00

Revision

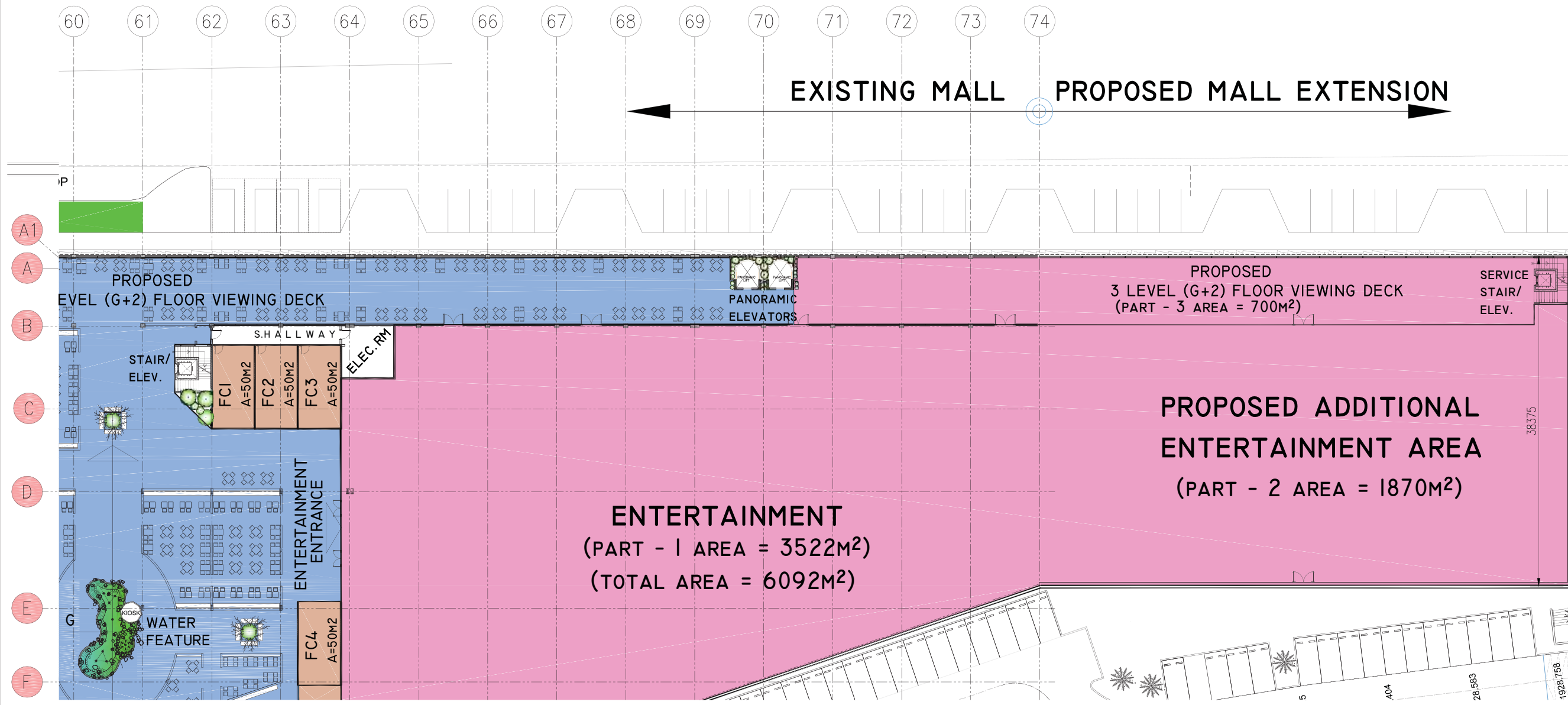
Status
 CONCEPT DESIGN

+44 (0) 207 404 7000
 +44 (0) 207 404 7000
 london@benoy.com

www.benoy.com

05.5 ENTERTAINMENT STREET DESIGN DRAWINGS

All discrepancies to be clarified with the Client. This drawing is based on the conditions it is not responsible for any errors or omissions, which may or may not be in part without written consent of the Client. The Client shall be responsible for the accuracy of the information provided. The Client shall be responsible for the accuracy of the information provided. The Client shall be responsible for the accuracy of the information provided.



00 PROPOSED UPPER GROUND LEVEL PLAN
MA20 13UG 1:250@A1

Rev	Date	Description	By	Crk/G
Benoy				
Client WABEL AL ARABIA				
Project KHAMIS MUSHAYT MALL SAUDI ARABIA				
Drawing Title PROPOSED UPPER GROUND LEVEL PLAN SHEET 4				
Drawn By AS		Checked By JG		
Scale 1/250 @A1		Date AUG 2016		
Project No. BNY-MA(20)-13UG	Drawing No. A00	Revision		
Status CONCEPT DESIGN				
+44 (0) 207 404 7000 +44 (0) 207 404 7000 e: london@benoy.com		www.benoy.com		

06 OUR PROPOSAL
BOUTIQUE STREET

Unique retail
cluster...



06 OUR PROPOSAL BOUTIQUE STREET



THE PROMENADE



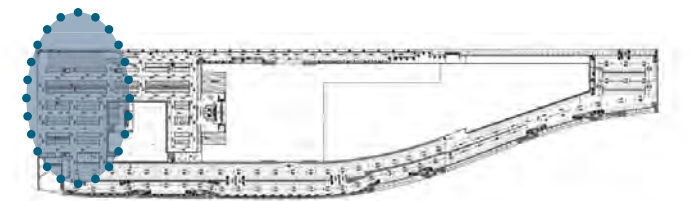
THE ENTRANCES



ENTERTAINMENT STREET



BOUTIQUE STREET




BESPOKE DESIGN



ARTISANS



CONCIERGE



06.1 BOUTIQUE STREET
OVERALL ELEMENTS

LANDSCAPE PODIUM


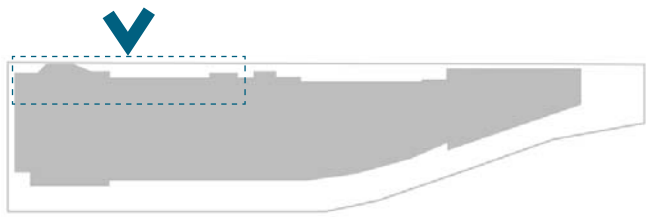


LANDSCAPE



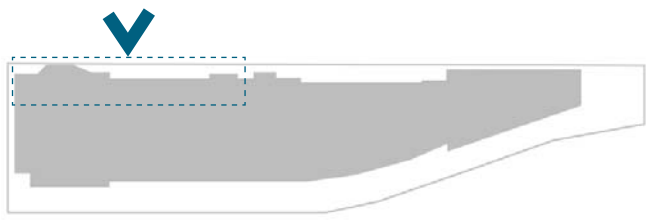
THE STREET



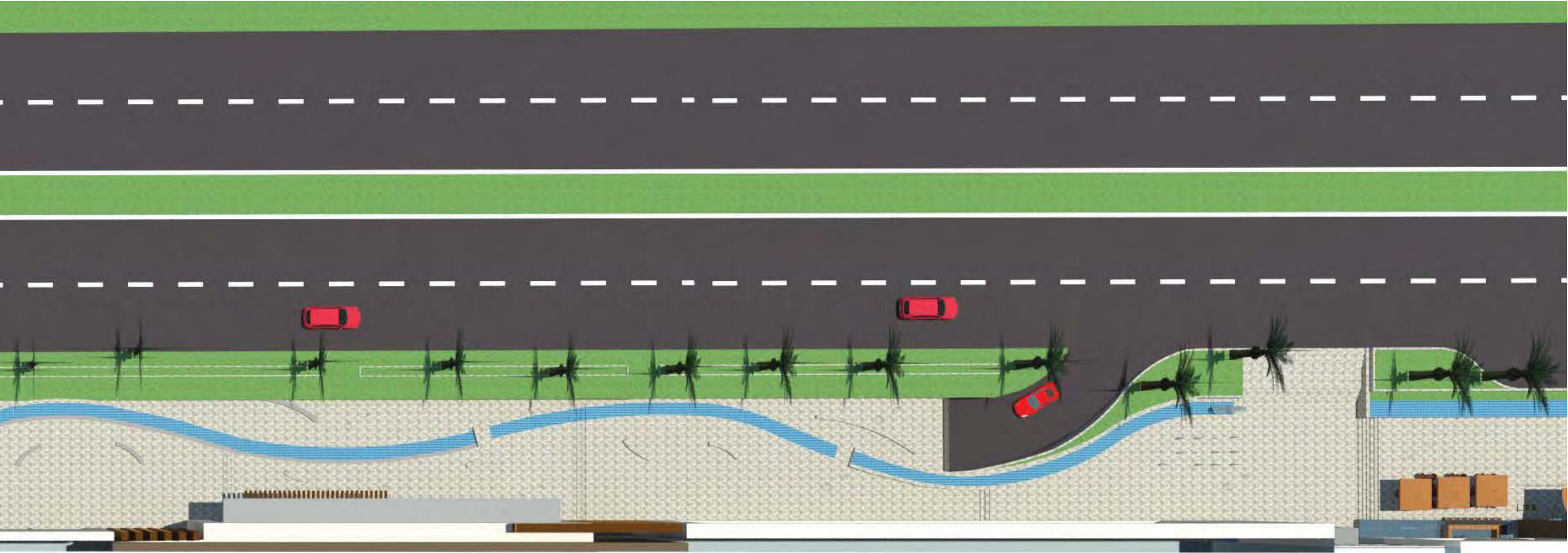


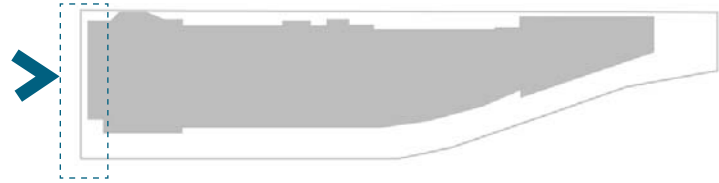
06.2 BOUTIQUE STREET
OVERALL VIEWS

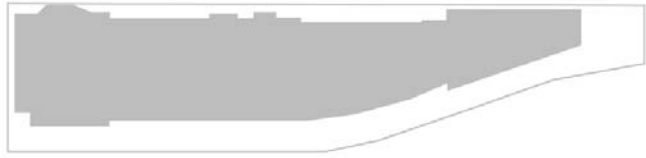




06.2 BOUTIQUE STREET OVERALL VIEWS



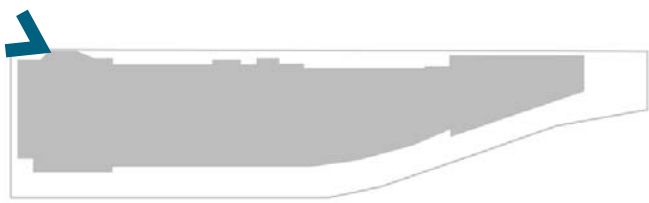




06.2 BOUTIQUE STREET OVERALL VIEWS

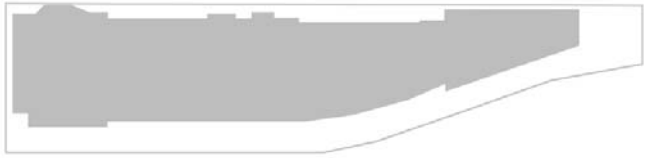


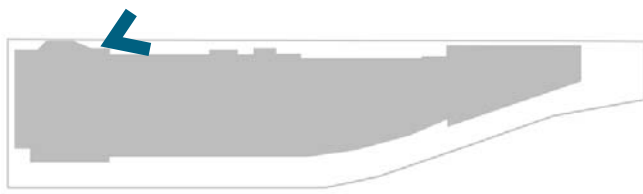




06.2 BOUTIQUE STREET OVERALL VIEWS











06.2 BOUTIQUE STREET OVERALL VIEWS

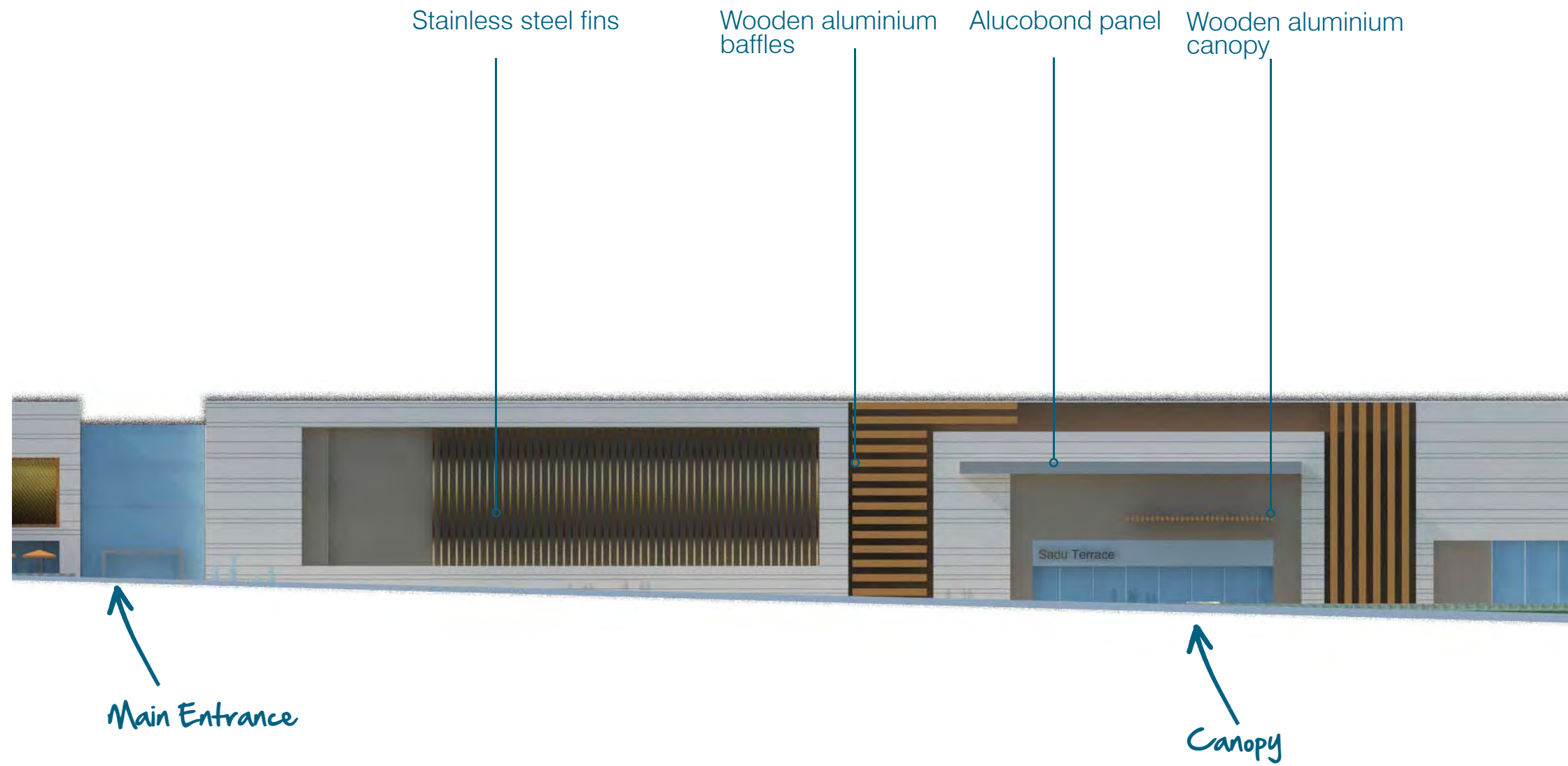


- **BIG SCALE**
- **LANDSCAPE PODIUM**
- **UNIQUE RETAIL CLUSTER**
- **SIMPLE MATERIAL PALETTE**



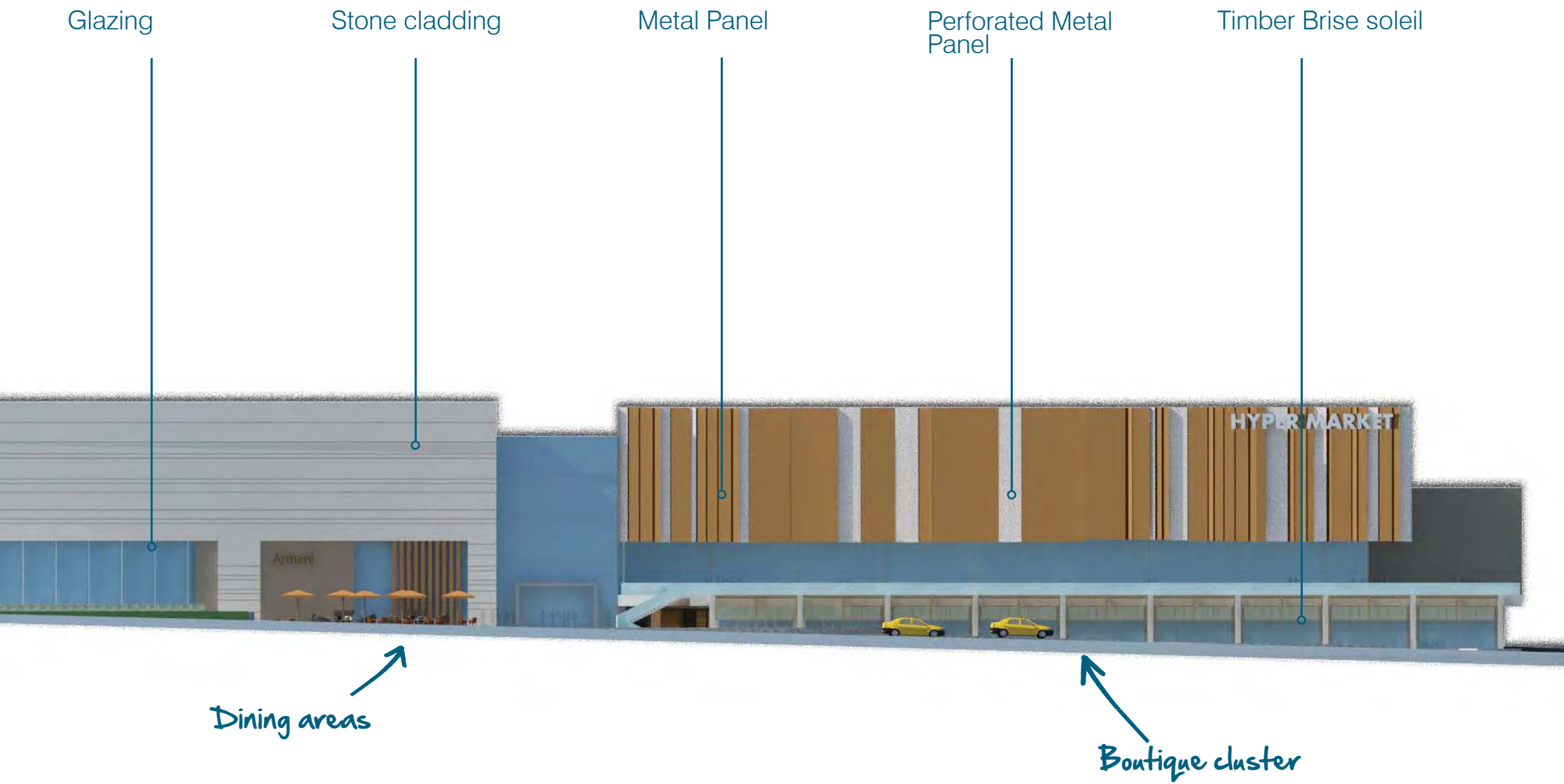
06.3 BOUTIQUE STREET TYPICAL MATERIALS

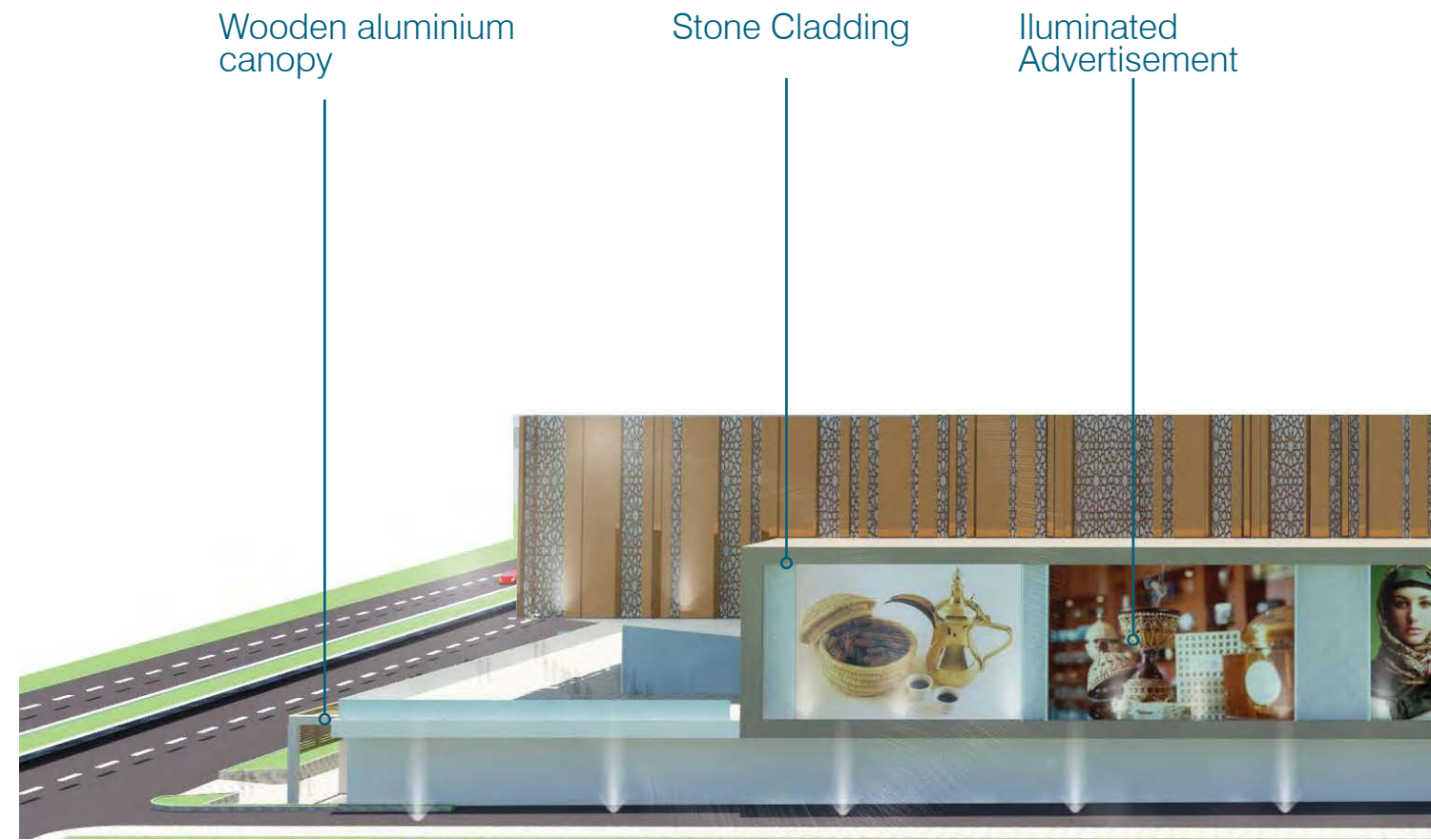
Appearance
Material Palette





06.3 BOUTIQUE STREET TYPICAL MATERIALS







06.3 BOUTIQUE STREET TYPICAL MATERIALS

Render finish Metal Panel Perforated Metal Panel



West Elevation





- 01 MT01 WOODEN ALUMINIUM BAFFLES
- 02 ST02 STONE CLADDING
- 03 ST03 MIXED LIGHT GRAY PAVING
- 04 BACKLIT METAL SIGNAGE - BY OTHERS
- 05 FEATURE LIGHTING - BY OTHERS
- 06 MT06 BLACK HAIRLINE S/S

06.3 BOUTIQUE STREET TYPICAL MATERIALS




- 01 MT01 WOODEN ALUMINIUM BAFFLES
- 02 ST02 STONE CLADDING
- 03 ST03 MIXED LIGHT GRAY PAVING
- 04 ST04 MIXED WARM GRAY PAVING-
- 05 BACKLIT METAL SIGNAGE - BY OTHERS
- 06 FEATURE LIGHTING - BY OTHERS
- 07 MT05 NICKEL COLOUR STAINLESS STEEL
- 08 LANDSCAPE-BY OTHERS
- 09 DROP-OFF AREA



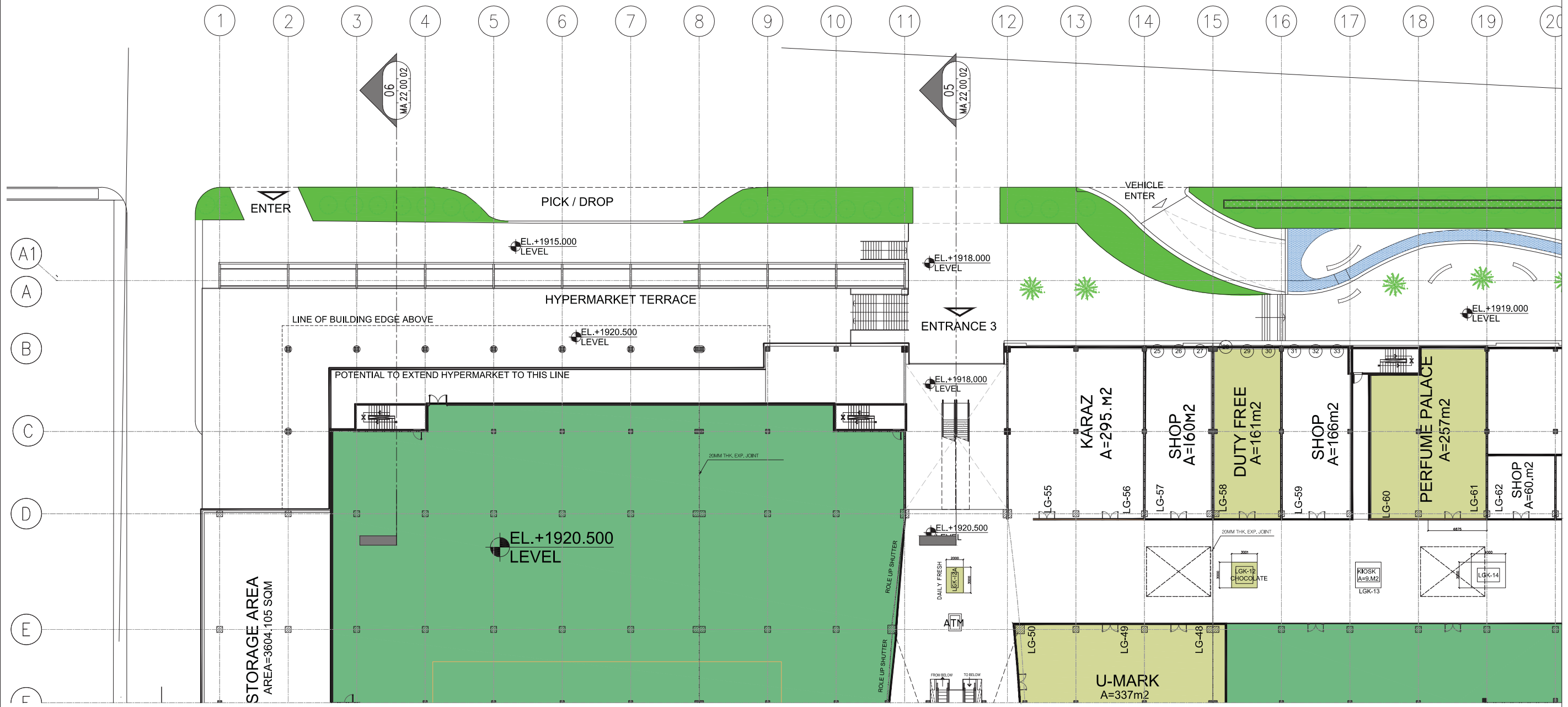
- 01 MT01 WOODEN ALUMINIUM BAFFLES
- 02 ST02 STONE CLADDING
- 03 ST03 MIXED LIGHT GRAY PAVING
- 04 ST04 MIXED WARM GRAY PAVING-
- 05 BACKLIT METAL SIGNAGE - BY OTHERS
- 06 MIRROR BRONZE FINISH, METAL PANEL
- 07 MIRROR BRONZE FINISH, PERFORATED METAL PANEL
- 08 LANDSCAPE-BY OTHERS
- 09 DROP-OFF AREA

06.3 BOUTIQUE STREET TYPICAL MATERIALS

Hypermarket Detailed Facade



All dimensions to be verified on site. Do not scale this drawing. All discrepancies to be clarified with project Architect.
 This drawing is the property of Benay Architects and is issued on the condition it is not reproduced, copied or disclosed to any unauthorized person, either wholly or in part without written consent of Benay Ltd.
 Ordnance Survey material is used with the permission of The Controller of HMSO, Crown copyright. All 159670.
 The CDM hazard management procedures for the Benay aspects of the design of this project are to be based on the Benay Designer's Hazard Identification and Management Sheet and drawings. The full project design team comprehensive set of hazard management procedures are available from the Planning Supervisor/Safety Coordinator appointed for the project.



00 PROPOSED GROUND LEVEL PLAN
 MA2010GL 1:250@A1

A00 10/08/16 INITIAL DRAFT ISSUE AS

Rev	Date	Description	By	Chkd



Client
 WABEL AL ARABIA

Project
 KHAMIS MUSHAYT MALL
 SAUDI ARABIA

Drawing Title
 PROPOSED
 GROUND LEVEL PLAN
 SHEET 1

Drawn By
 AS

Checked By
 JG

Scale
 1/250 @A1

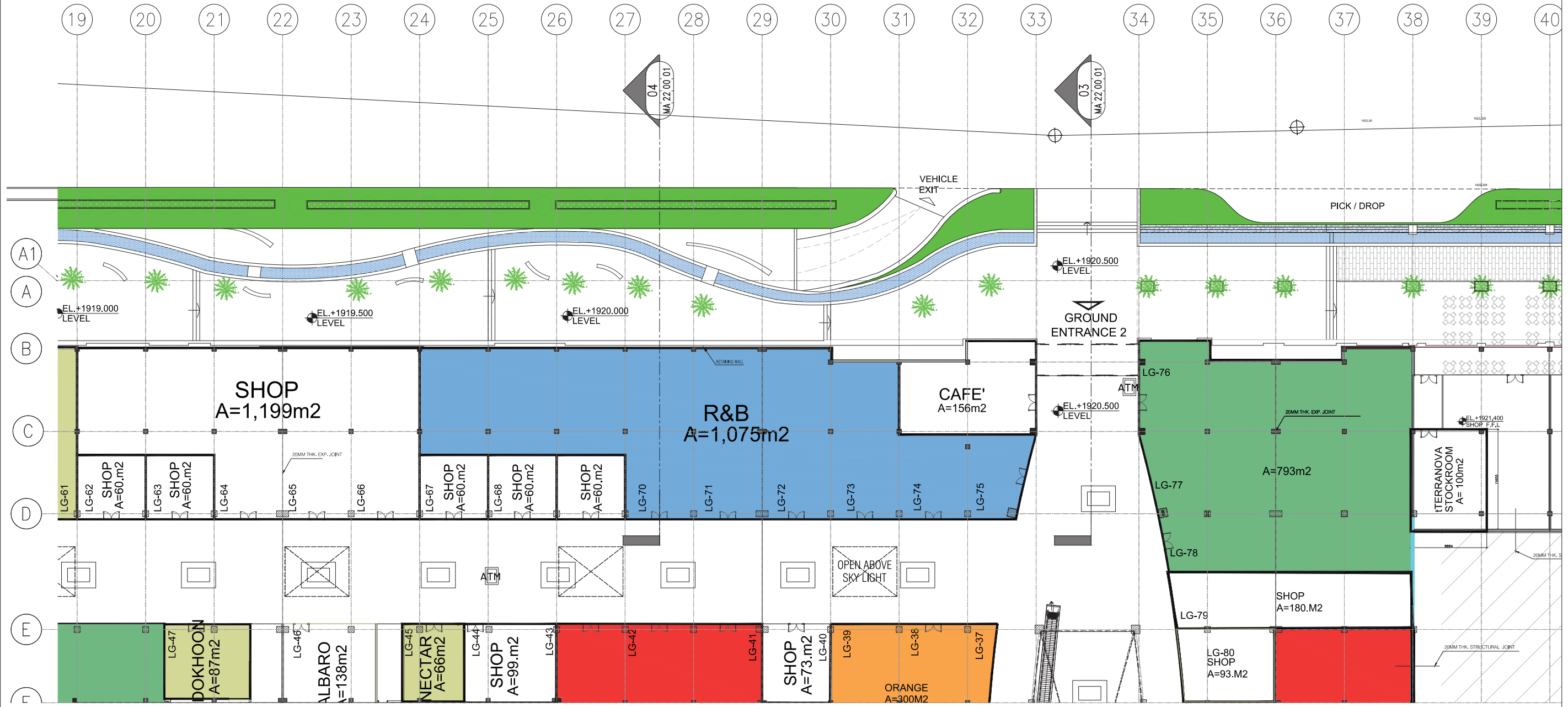
Date
 AUG 2016

Project No. Drawing No. Revision
 BNY-MA(20)-10GL A00

Status
 CONCEPT DESIGN

06.4 BOUTIQUE STREET DESIGN DRAWINGS

All dimensions to be verified on site. Do not scale this drawing. All discrepancies to be clarified with project Architect.
 This drawing is the property of Benay Architects and is issued on the condition it is not reproduced, copied or disclosed to any unauthorized person, either wholly or in part without written consent of Benay Ltd.
 Ordnance Survey material is used with the permission of The Controller of HMSO, Crown copyright. All 1986/75.
 The CDM hazard management procedures for the Benay aspects of the design of this project are to be based on the Benay Design Hazard Identification and Management Sheet and drawings. The full project design team comprehensive set of hazard management procedures are available from the Planning Supervisor/Safety Coordinator appointed for the project.



00 PROPOSED GROUND LEVEL PLAN
 MA20 11 GL 1:250@A1

A00 10/08/16 INITIAL DRAFT ISSUE AS

Rev	Date	Description	By	Chk'd



Client
 WABEL AL ARABIA

Project
 KHAMIS MUSHAYT MALL
 SAUDI ARABIA

Drawing Title
 PROPOSED
 GROUND LEVEL PLAN
 SHEET 2

Drawn By
 AS

Checked By
 JG

Scale
 1/250 @A1

Date
 AUG 2016

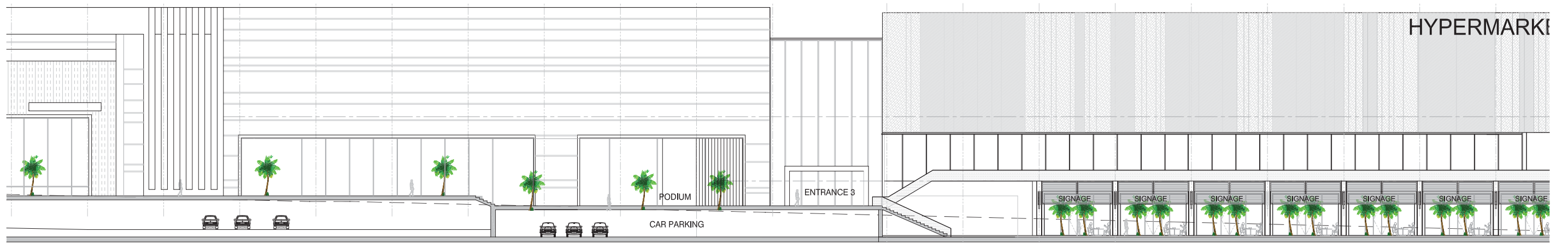
Project No.
 BNY-MA(20)-11GL

Drawing No.
 A00

Revision

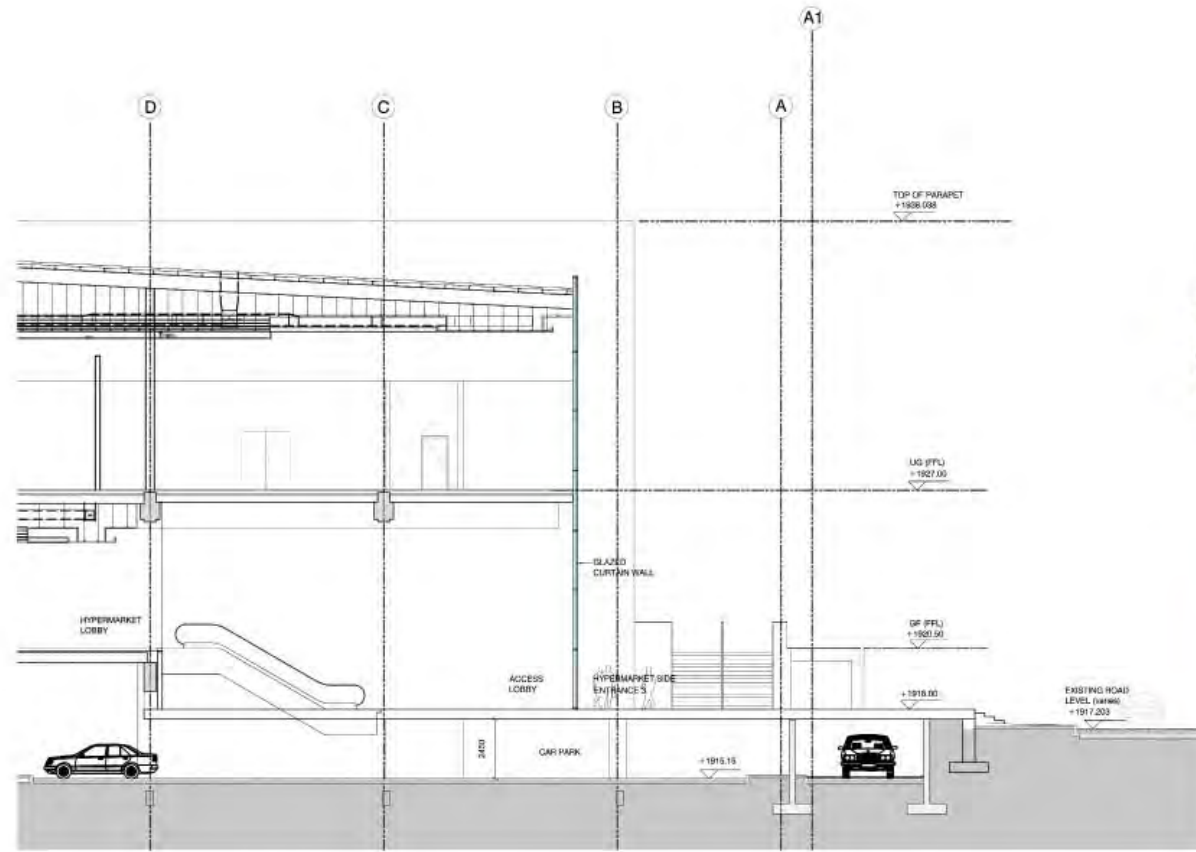
Status
 CONCEPT DESIGN

1 + 44 (0) 207 404 7966
 1 + 44 (0) 207 404 7960
 www.benay.com
 london@benay.com



03 PROPOSED ELEVATION 01 - (BOUTIQUE END)
MA21/EL/01 1:250@A0

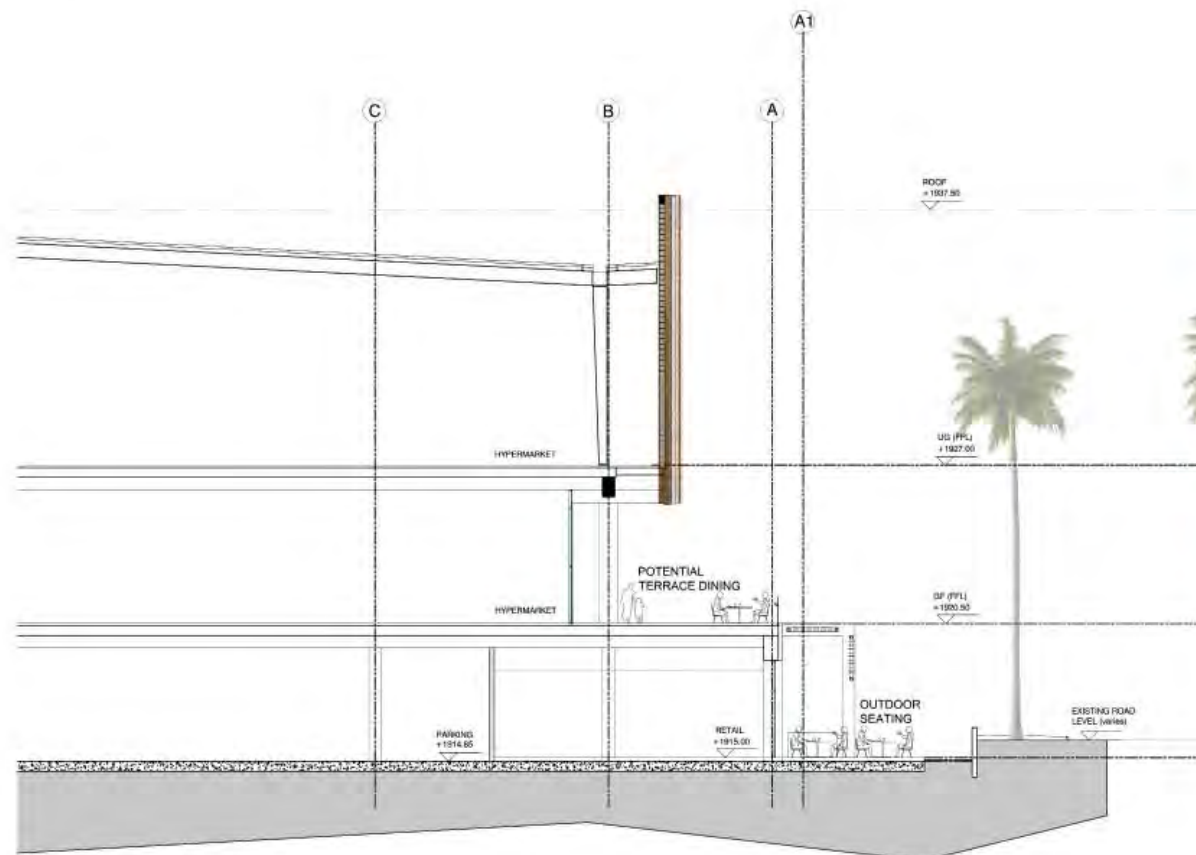
06.4 BOUTIQUE STREET DESIGN DRAWINGS




05 SECTION 05 (HYPERMARKET ENTRANCE)
1:1000(A1)



05 ELEVATION 05 (HYPERMARKET ENTRANCE)
1:1000(A1)



06 SECTION 06 (BOUTIQUE STREET)
1:1000(A1)



06 ELEVATION 06 (BOUTIQUE STREET)
1:1000(A1)

Bency	
Design Architect - Interdisciplinary services	
Client: WABEL AL ARABIA	
Project: KHAMIS MUSHAYT MALL SAUDI ARABIA	
Drawing No: PROPOSED MAIN FACADE SECTIONS AND ELEVATIONS	
Drawn By: AS	Checked By: JS
Date: 1/100 (9 A1)	Date: AUG 2016
Project No: 6357	Drawing No: BNY-MA(22)-SC02 A00
CONCEPT DESIGN	
Project No: 6357	Drawing No: BNY-MA(22)-SC02 A00

07 OUR PROPOSAL
DESIGN DRAWINGS

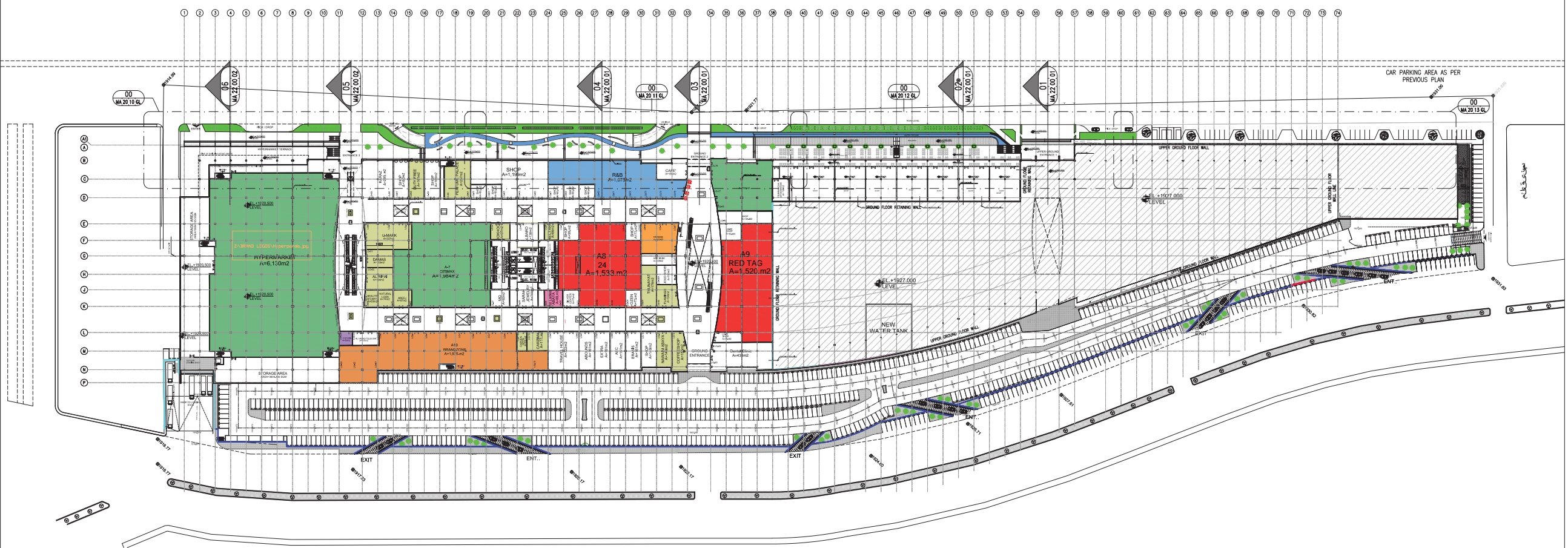

Notes

All dimensions in millimeters unless otherwise stated. All dimensions to be finished unless otherwise stated.

The drawing is the property of Benoy Architects and is loaned to the client for their use only. It is not to be reproduced, stored in a retrieval system, or transmitted in any form or by any means, electronic, mechanical, photocopying, recording, or by any information storage and retrieval system, without the prior written consent of Benoy.

Approved for construction with the permission of The Council of Saudi Arabia. Date: August 2016.

Benoy Architects is not responsible for the design of the building or the design of the building's interior or exterior. The design is the responsibility of the client. Benoy Architects is not responsible for the design of the building's interior or exterior. The design is the responsibility of the client.



00 PROPOSED GROUND LEVEL PLAN
1:750(0/0)

A0 BNY/16 BNY INITIAL ISSUE A2

File: [Blank] Description: [Blank] Size: [Blank]



Design: Architecture, Masterplanning, Interiors, Graphics

Client: WABEL AL ARABIA

Project: KHAMIS MUSHAYT MALL
SAUDI ARABIA

Drawing Title: PROPOSED GROUND LEVEL PLAN

Drawn By: AS | Checked By: JS

Scale: 1/750 @ A0 | Date: AUG 2016

Project No.: 6357 | Drawing No.: BNY-MA(20)-00GL A00

Status: CONCEPT DESIGN

www.benoy.com

Notes

All dimensions in millimeters unless otherwise stated. All dimensions to be finished work.

The drawing is the property of Benoy Architects and is issued on the condition that it is not to be reproduced, stored in a retrieval system, or transmitted in any form or by any means, electronic, mechanical, photocopying, recording, or by any information storage and retrieval system, without the prior written consent of Benoy.

Benoy Architects is not responsible for the accuracy of the information provided in this drawing. The client is responsible for the accuracy of the information provided in this drawing.

Benoy Architects is not responsible for the accuracy of the information provided in this drawing. The client is responsible for the accuracy of the information provided in this drawing.



00 PROPOSED UPPER GROUND LEVEL PLAN
MA 20 10 US 1:750 @ A1

NO 01/00/16 SHAF INITIAL ISSUE 42

Rev Date Description By



Design Architecture Masterplanning Interiors Graphics

Client

WABEL AL ARABIA

Project

KHAMIS MUSHAYT MALL
SAUDI ARABIA

Drawing Title

PROPOSED
UPPER GROUND LEVEL PLAN

Drawn By

AS

Checked By

JG

Scale

1/750 @ A1

Date

AUG 2016

Project No. Drawing No. Revision

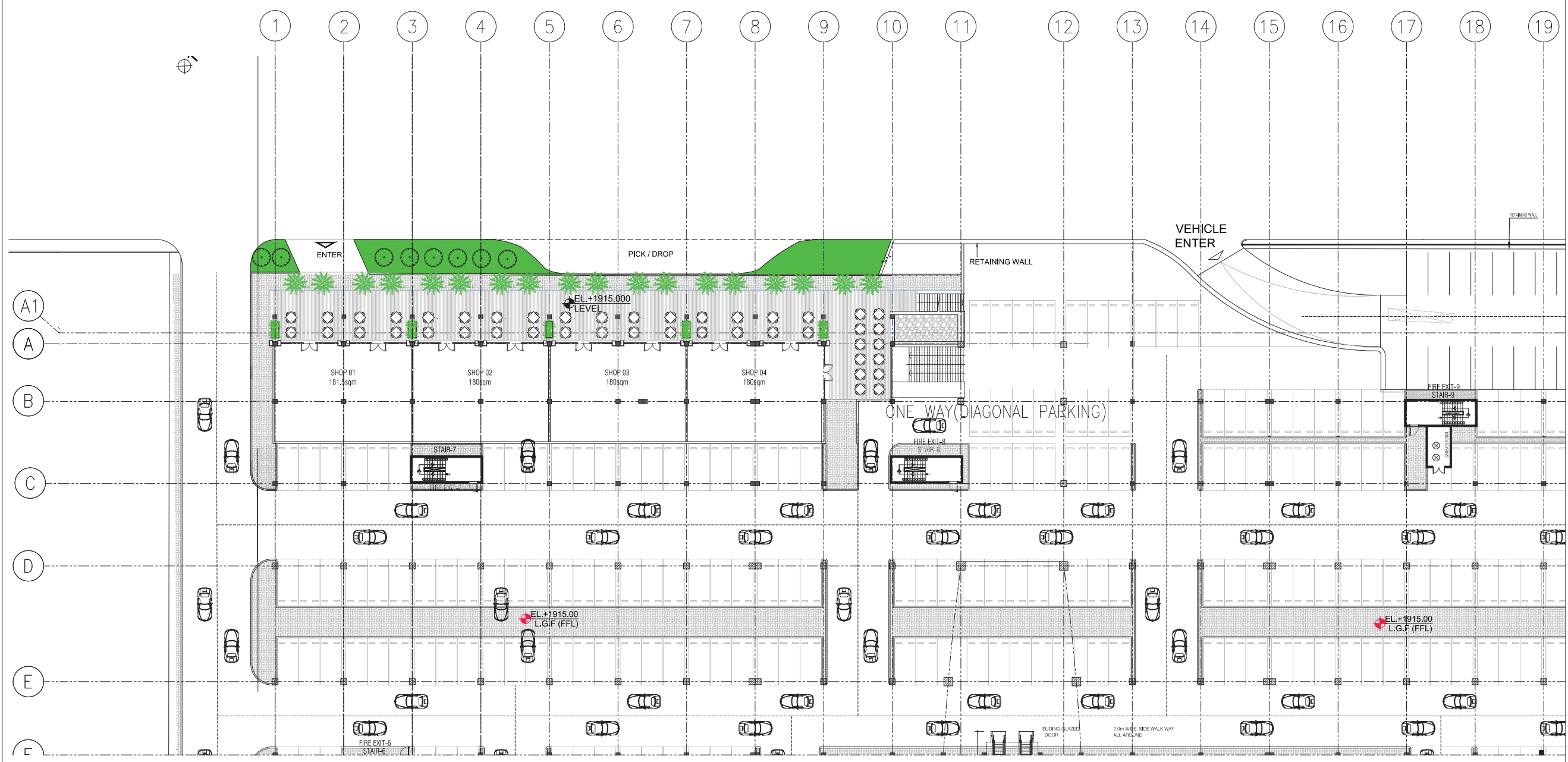
6357 BNY-MA(20)-00UG A00

Status

CONCEPT DESIGN

www.benoy.com

All dimensions to be verified on site. Do not scale this drawing. All discrepancies to be clarified with project Architect.
 This drawing is the property of Benay Architects and is issued on the condition it is not reproduced, altered or disclosed to any unauthorized person, either wholly or in part without written consent of Benay Ltd.
 Entrance Survey material is used with the permission of The Controller of HMSO, Crown copyright AR 1590/76.
 The CDM hazard management procedures for the Benay aspects of the design of this project are to be based on the Benay Designers Hazard Identification and Management Sheet and drawings. The full project design team comprehensive set of hazard management procedures are available from the Planning Department Safety Coordinator appointed for the project.



00 PROPOSED LOWER GROUND LEVEL PLAN
 MA20 10LGS 1:250@A1

Rev	Date	Description	By	Chk'd
AS	10/08/16	INITIAL DRAFT ISSUE		



Client
 WABEL AL ARABIA

Project
 KHAMIS MUSHAYT MALL
 SAUDI ARABIA

Drawing Title
 PROPOSED
 LOWER GROUND PLAN
 SHEET 1

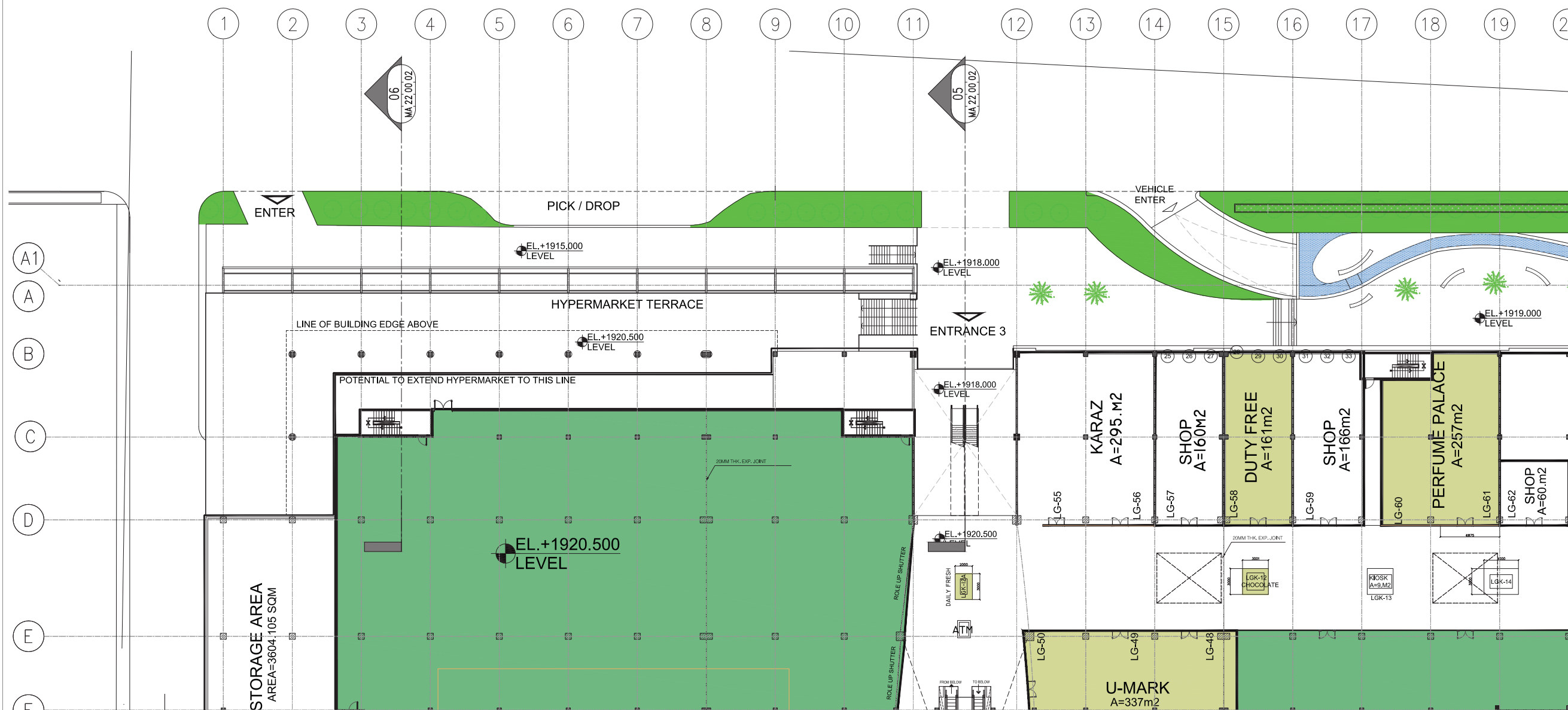
Drawn By AS Checked By JG

Scale 1/250 @A1 Date AUG 2016

Project No. Drawing No. Revision
 BNY-MA(20)-10LGS A00

Status
 CONCEPT DESIGN

All dimensions to be verified on site. Do not scale this drawing. All discrepancies to be clarified with project Architect.
 This drawing is the property of Benay Architects and is issued on the condition it is not reproduced, retained or disclosed to any unauthorized person, either wholly or in part without written consent of Benay Ltd.
 Ordnance Survey material is used with the permission of The Controller of HMSO. Crown copyright AR 1580/16.
 The CDM hazard management procedures for the Benay aspects of the design of this project are to be based on the Benay Design Hazard Identification and Management Sheet and drawings. The full project design team comprehensive set of hazard management procedures are available from the Planning Department Safety Coordinator appointed for the project.



00 PROPOSED GROUND LEVEL PLAN
 MA20 10 GL 1:250 @A1

Rev	Date	Description	By	Chk'd
A00	10/08/16	INITIAL DRAFT ISSUE	AS	



Client
 WABEL AL ARABIA

Project
 KHAMIS MUSHAYT MALL
 SAUDI ARABIA

Drawing Title
 PROPOSED
 GROUND LEVEL PLAN
 SHEET 1

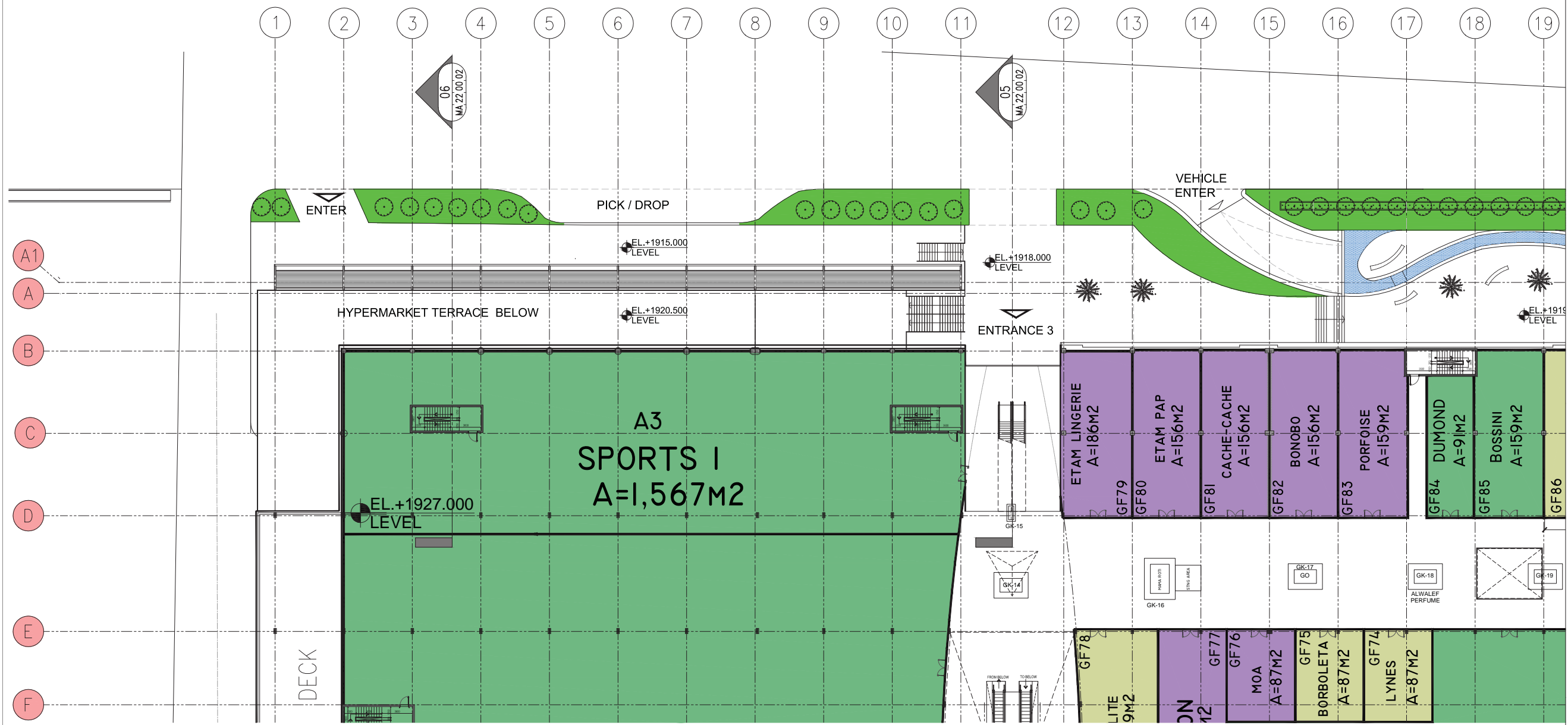
Drawn By AS Checked By JG

Scale 1/250 @A1 Date AUG 2016

Project No. Drawing No. Revision
 BNY-MA(20)-10GL A00

Status
 CONCEPT DESIGN

All dimensions to be verified on site. Do not scale this drawing. All discrepancies to be clarified with project architect.
 This drawing is the property of Benay Architects and is issued on the condition it is not reproduced, retained or disclosed to any unauthorized person, either wholly or in part without written consent of Benay Ltd.
 Ordnance Survey material is used with the permission of The Controller of HMSO. Crown copyright AR 1590/16.
 The CDM hazard management procedures for the Benay aspects of the design of this project are to be based on the Benay Design Hazard Identification and Management Sheet and drawings. The full project design team comprehensive set of hazard management procedures are available from the Planning Department Safety Coordinator appointed for the project.



00 PROPOSED UPPER GROUND LEVEL PLAN
 MA20.10UG 1:250@A1

Rev	Date	Description	By	Chk'd



Client
 WABEL AL ARABIA

Project
 KHAMIS MUSHAYT MALL
 SAUDI ARABIA

Drawing Title
 PROPOSED
 UPPER GROUND LEVEL PLAN
 SHEET 1

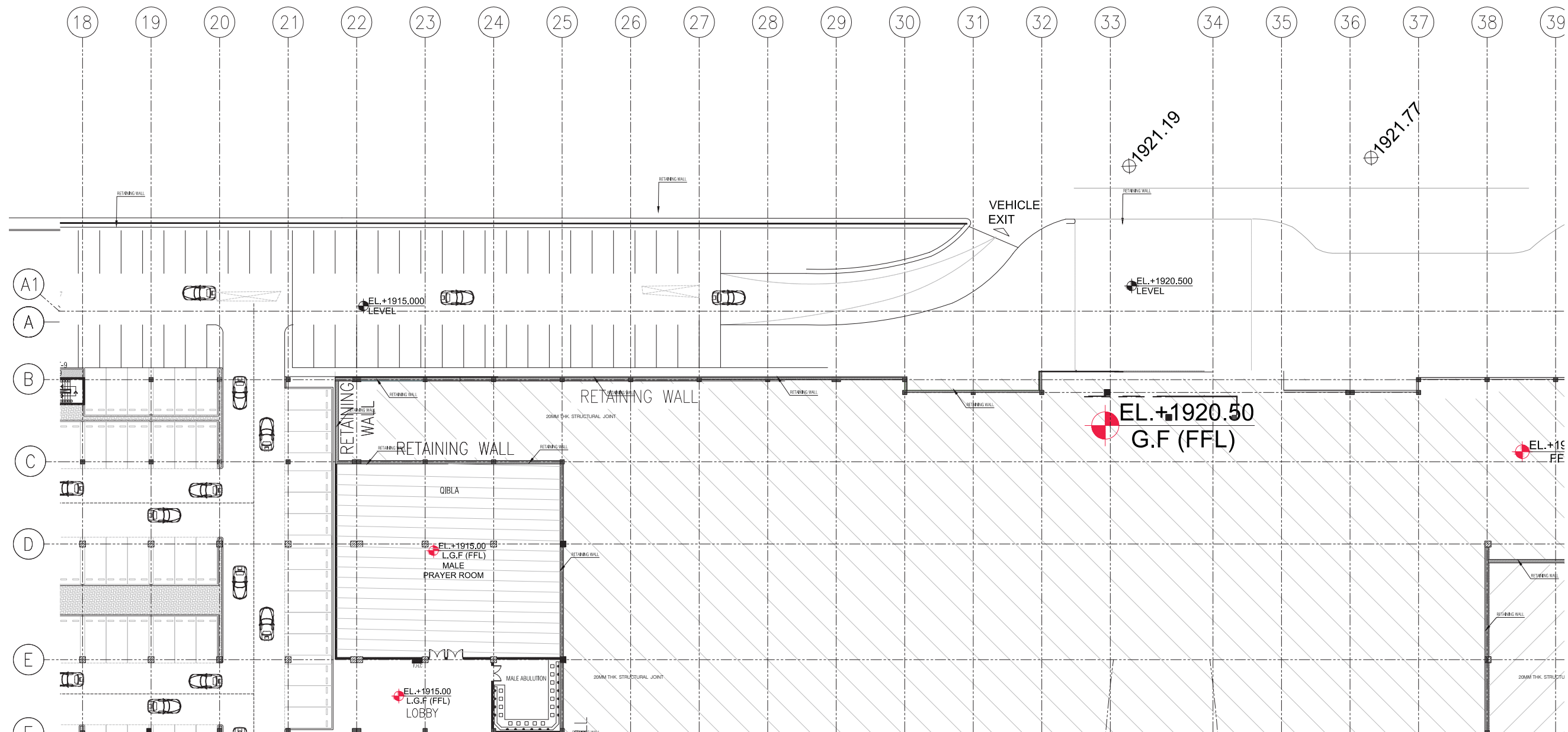
Drawn By AS Checked By JG

Scale 1/250 @A1 Date AUG 2016

Project No. Drawing No. Revision
 BNY-MA(20)-10UG A00

Status
 CONCEPT DESIGN

All dimensions to be verified on site. Do not scale this drawing. All discrepancies to be clarified with project Architect.
 This drawing is the property of Benny Architects and is issued on the condition it is not reproduced, altered or disclosed to any unauthorized person, either wholly or in part without written consent of Benny A.C.
 Ordnance Survey material is used with the permission of The Controller of HMSO. Crown copyright AR 106476.
 The CDM hazard management procedures for the Benny aspects of the design of this project are to be based on the Benny Design Hazard Identification and Management Sheet and drawings. The full project design team comprehensive set of hazard management procedures are available from the Planning Supervisor/Client/Coordinator appointed for the project.



00 PROPOSED LOWER GROUND LEVEL PLAN
 MA2011LG 1:250@A1

Rev	Date	Description	By	Chk'd
A00	10/08/16	INITIAL DRAFT ISSUE	AS	



Client
 WABEL AL ARABIA

Project
 KHAMIS MUSHAYT MALL
 SAUDI ARABIA

Drawing Title
 PROPOSED
 LOWER GROUND PLAN

Drawn By
 AS

Checked By
 JG

Scale
 1/250 @A1

Date
 AUG 2016

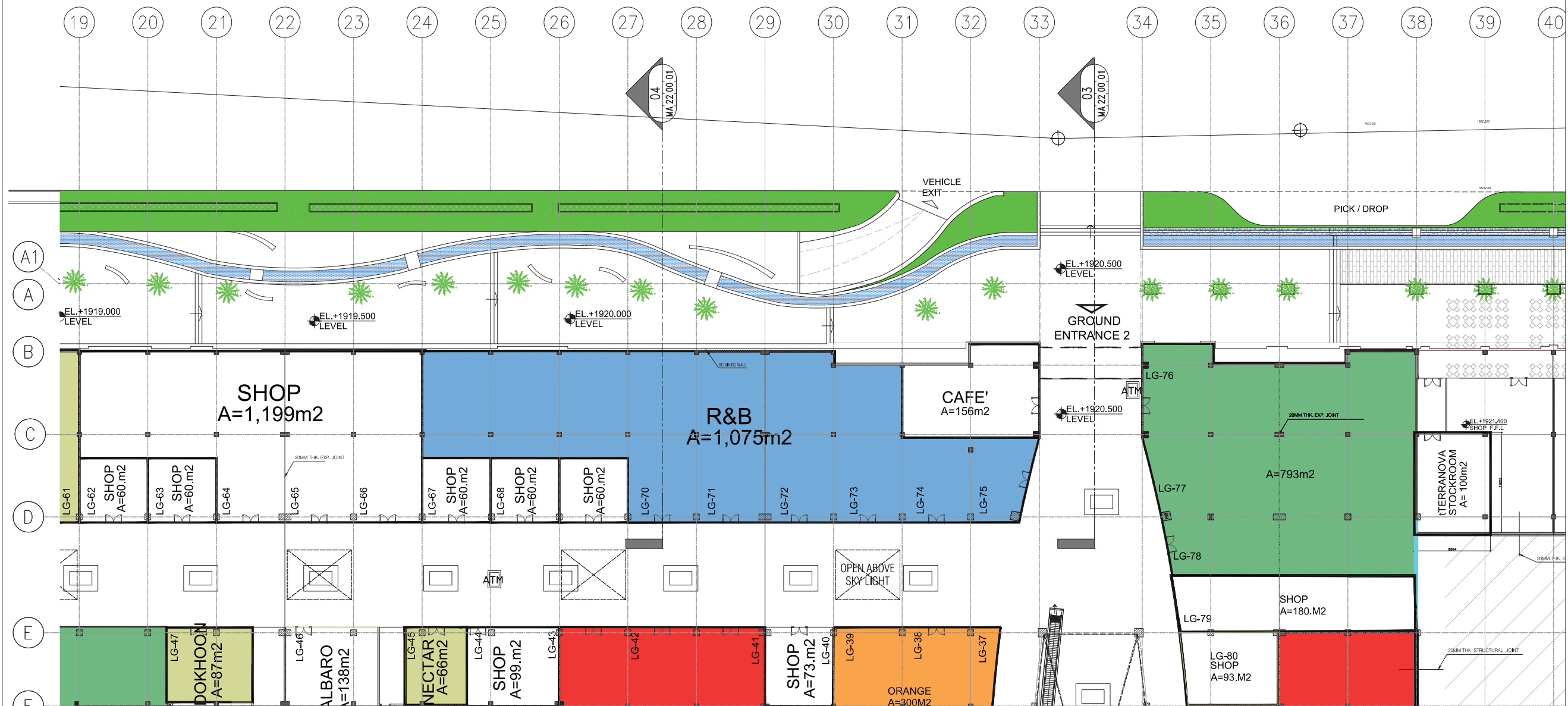
Project No.
 BNY-MA(20)-11LG

Drawing No.
 A00

Revision

Status
 CONCEPT DESIGN

All dimensions to be verified on site. Do not scale this drawing. All discrepancies to be clarified with project architect.
 This drawing is the property of Benay Architects and is issued on the condition it is not reproduced, retained or disclosed to any unauthorized person, either wholly or in part without written consent of Benay Ltd.
 Ordnance Survey material is used with the permission of The Controller of HMSO. Crown copyright AR 1590/76.
 The CDM hazard management procedures for the Benay aspects of the design of this project are to be based on the Benay Design Hazard Identification and Management Sheet and drawings. The full project design team comprehensive set of hazard management procedures are available from the Planning Department Safety Coordinator appointed for the project.



00 PROPOSED GROUND LEVEL PLAN
 MA20 11 GL 1:250@A1

Rev	Date	Description	By	Chk
AS	10/08/16	INITIAL DRAFT ISSUE		



Client
 WABEL AL ARABIA

Project
 KHAMIS MUSHAYT MALL
 SAUDI ARABIA

Drawing Title
 PROPOSED
 GROUND LEVEL PLAN
 SHEET 2

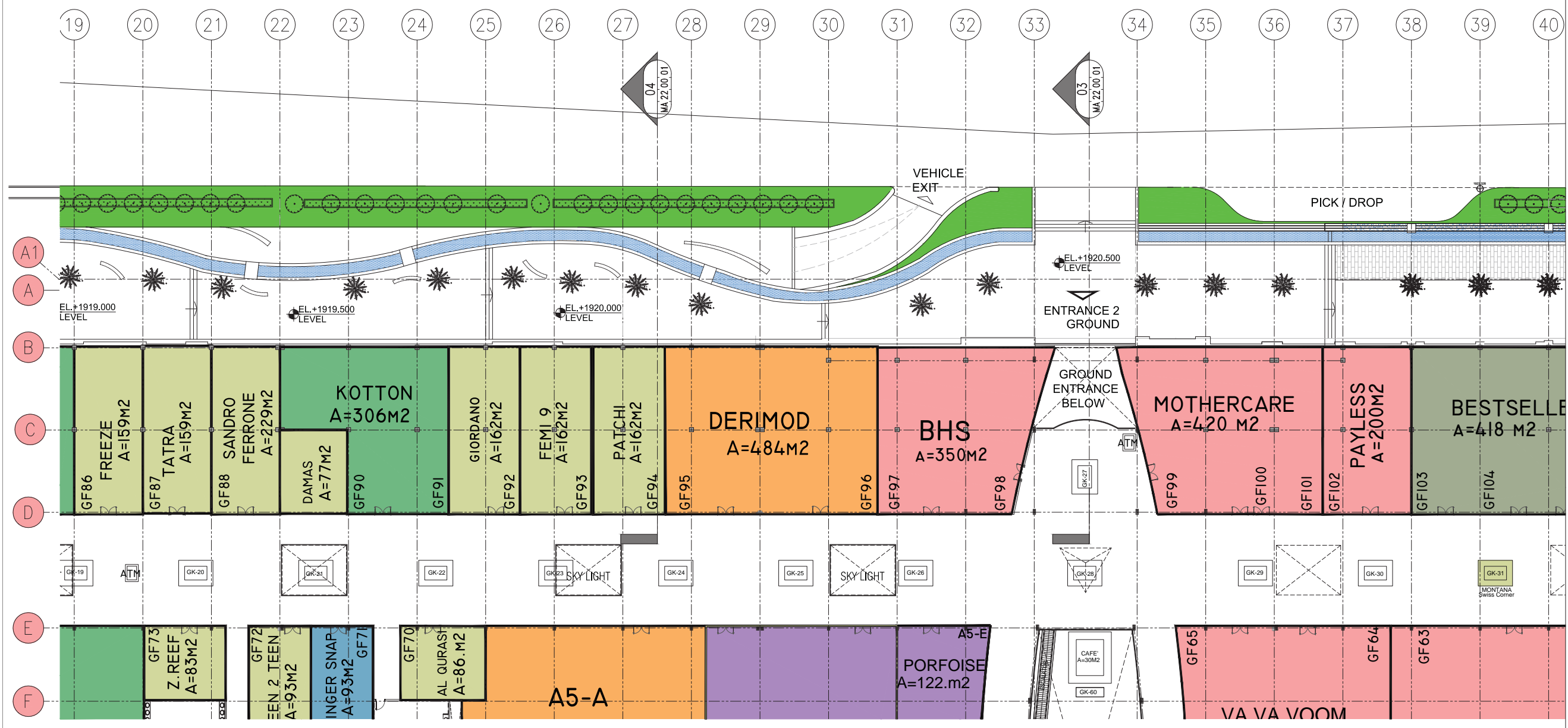
Drawn By AS Checked By JG

Scale 1/250 @A1 Date AUG 2016

Project No. Drawing No. Revision
 BNY-MA(20)-11GL A00

Status
 CONCEPT DESIGN

All dimensions to be verified on site. Do not scale this drawing. All dimensions to be clarified with project architect.
 This drawing is the property of Benyo Architects and is issued on the condition it is not reproduced, retained or disclosed to any unauthorized person, either wholly or in part without written consent of Benyo Ltd.
 Ordnance Survey material is used with the permission of The Controller of HMSO. Crown copyright AR 1590/76.
 The CDM hazard management procedures for the Benyo aspects of the design of this project are to be based on the Benyo - Design Hazard Identification and Management Sheet and drawings. The full project design team comprehensive set of hazard management procedures are available from the Planning Department Safety Coordinator appointed for the project.



00 PROPOSED UPPER GROUND LEVEL PLAN
 MA2011UG 1:250@A1

Rev	Date	Description	By	Chk

Benyo

Client
 WABEL AL ARABIA

Project
 KHAMIS MUSHAYT MALL
 SAUDI ARABIA

Drawing Title
 PROPOSED
 UPPER GROUND LEVEL PLAN
 SHEET 2

Drawn By
 AS

Checked By
 JG

Scale
 1/250 @A1

Date
 AUG 2016

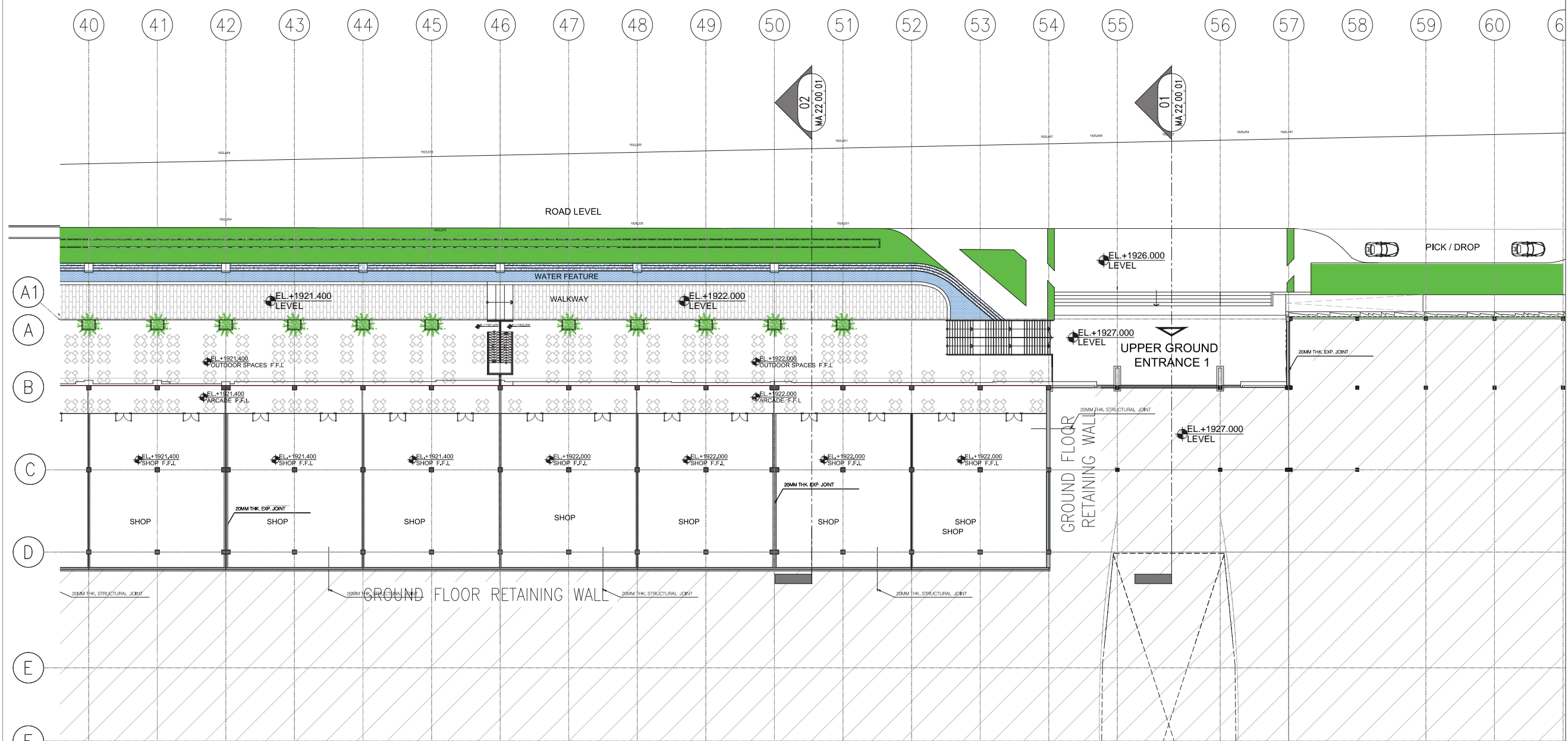
Project No.
 BNY-MA(20)-11UG

Drawing No.
 A00

Revision
 CONCEPT DESIGN

1 +44 (0) 207 404 7666
 1 +44 (0) 207 404 7980
 www.benyo.com
 benyo@benyo.com

All dimensions to be verified on site. Do not scale this drawing. All discrepancies to be clarified with project architect.
 This drawing is the property of Benay Architects and is issued on the condition it is not reproduced, altered or disclosed to any unauthorized person, either wholly or in part without written consent of Benay Ltd.
 Ordnance Survey material is used with the permission of The Controller of HMSO. Crown copyright AR 159076.
 The CDM hazard management procedures for the Benay aspects of the design of this project are to be based on the Benay Design Hazard Identification and Management Sheet and drawings. The full project design team comprehensive set of hazard management procedures are available from the Planning Department Safety Coordinator appointed for the project.



00 PROPOSED GROUND LEVEL PLAN
 MA20 12 GL 1:250@A0

A00	10/08/16	INITIAL DRAFT ISSUE	AS
Rev	Date	Description	By Chk'd



Client
 WABEL AL ARABIA

Project
 KHAMIS MUSHAYT MALL
 SAUDI ARABIA

Drawing Title
 PROPOSED
 GROUND LEVEL PLAN
 SHEET 3

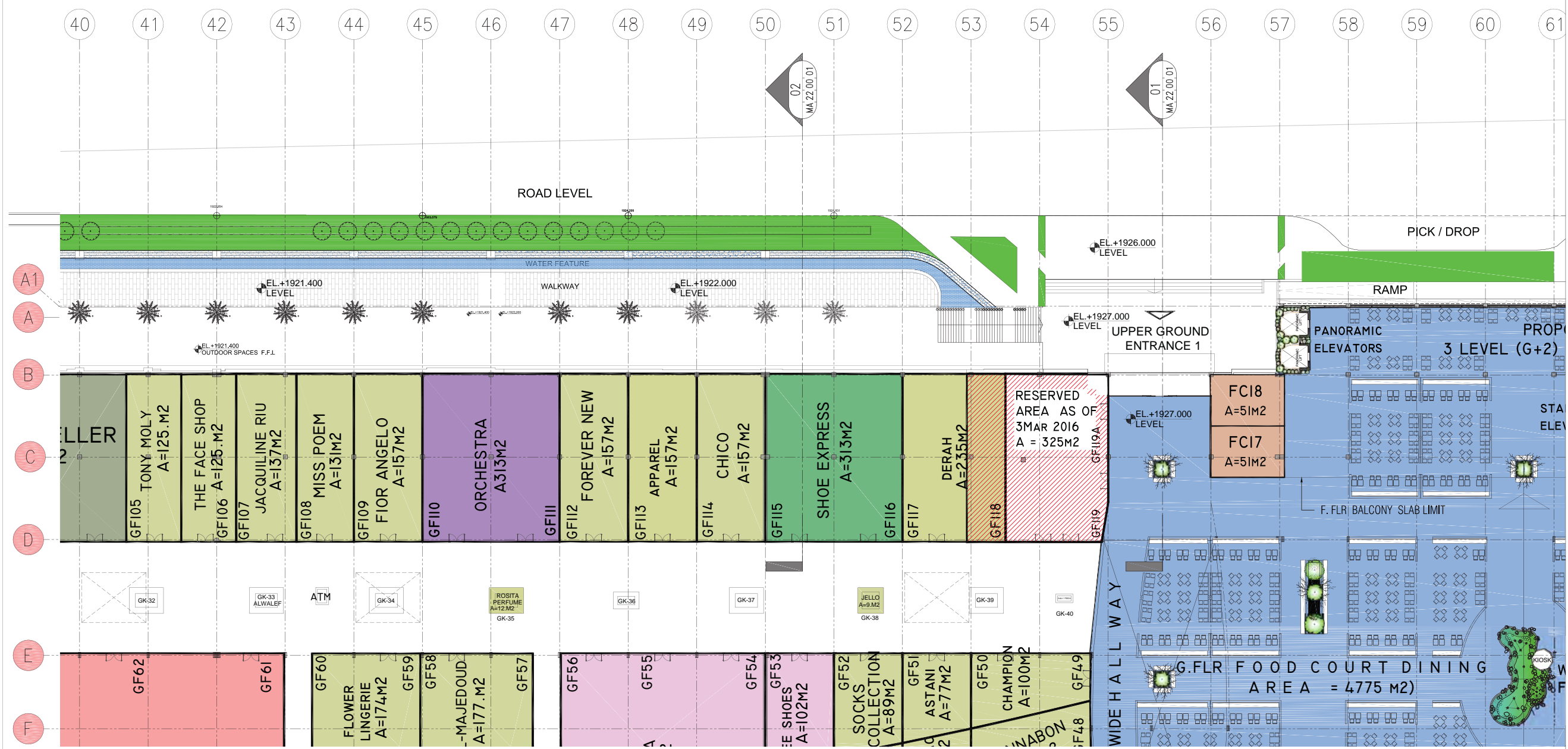
Drawn By AS | Checked By JG

Scale 1/250 @A1 | Date AUG 2016

Project No. | Drawing No. | Revision
 BNY-MA(20)-12GL A00


Status
 CONCEPT DESIGN

All dimensions to be verified on site. Do not scale this drawing. All discrepancies to be clarified with project architect.
 This drawing is the property of Benby Architects and is issued on the condition it is not reproduced, retained or disclosed to any unauthorized person, either wholly or in part without written consent of Benby Ltd.
 Ordnance Survey material is used with the permission of The Controller of HMSO. Crown copyright AR 159076.
 The CDM hazard management procedures for the Benby aspects of the design of this project are to be based on the Benby Design Hazard Identification and Management Sheet and drawings. The full project design team comprehensive set of hazard management procedures are available from the Planning Department Safety Coordinator appointed for the project.



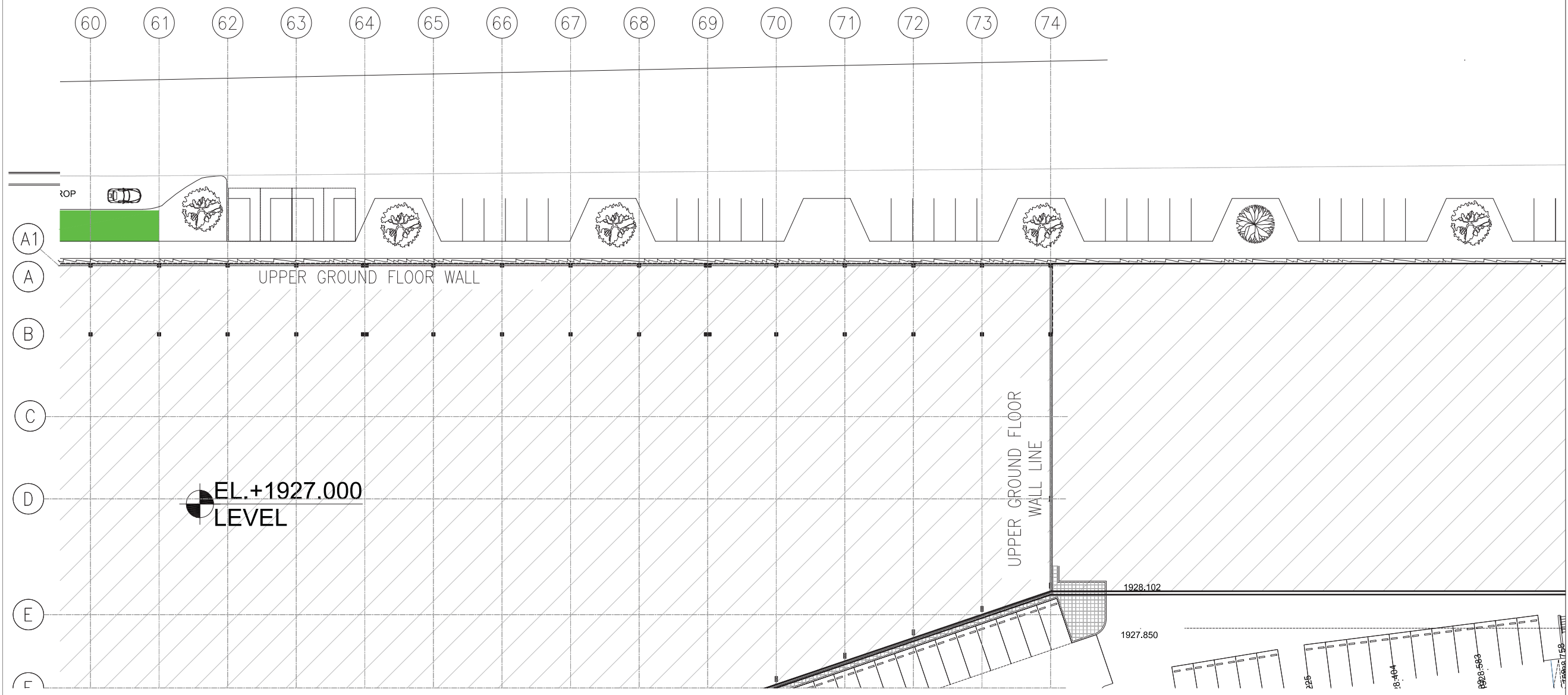
00 PROPOSED UPPER GROUND LEVEL PLAN
 MA20 12UG 1:250@A1

Rev	Date	Description	By	Chkd
A00	10/08/16	INITIAL DRAFT ISSUE	AS	



Client	WABEL AL ARABIA
Project	KHAMIS MUSHAYT MALL SAUDI ARABIA
Drawing Title	PROPOSED UPPER GROUND LEVEL PLAN SHEET 3
Drawn By	AS
Checked By	JG
Scale	1/250 @A1
Date	AUG 2016
Project No.	BNY-MA(20)-12UG A00
Drawing No.	
Revision	
Status	CONCEPT DESIGN

All dimensions to be verified on site. Do not scale this drawing. All discrepancies to be clarified with project architect.
 This drawing is the property of Benay Architects and is issued on the condition it is not reproduced, retained or disclosed to any unauthorized person, either wholly or in part without written consent of Benay Ltd.
 Ordnance Survey material is used with the permission of The Controller of HMSO. Crown copyright AR 1590/16.
 The CDM hazard management procedures for the Benay aspects of the design of this project are to be based on the Benay Design Hazard Identification and Management Sheet and drawings. The full project design team comprehensive set of hazard management procedures are available from the Planning Department Safety Coordinator appointed for the project.



00 PROPOSED GROUND LEVEL PLAN
 MA2013GL 1:250@A1

A00	10/08/16	INITIAL DRAFT ISSUE	AS
Rev	Date	Description	By



Client
 WABEL AL ARABIA

Project
 KHAMIS MUSHAYT MALL
 SAUDI ARABIA

Drawing Title
 PROPOSED
 GROUND LEVEL PLAN
 SHEET 4

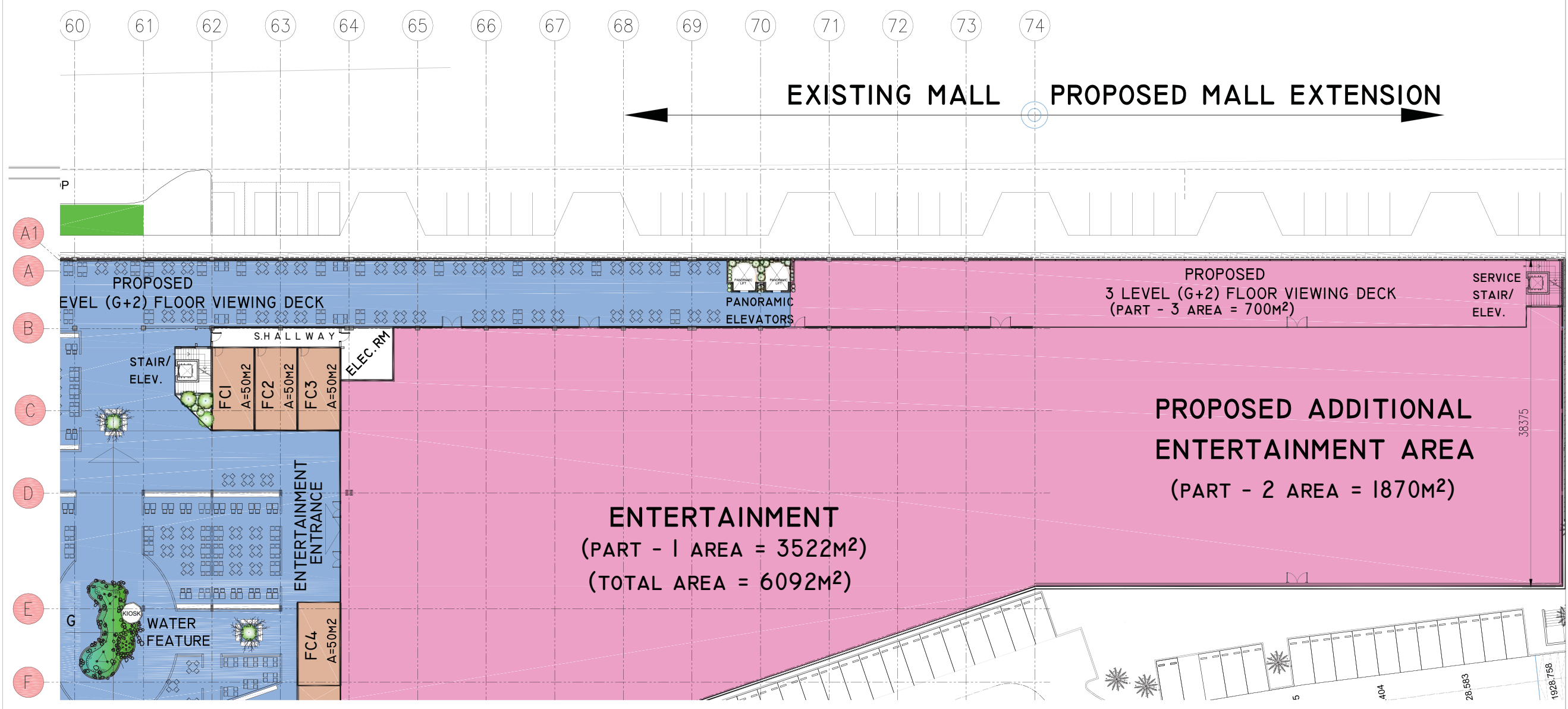
Drawn By: AS | Checked By: JG

Scale: 1/250 @A1 | Date: AUG 2016

Project No.: BNY-MA(20)-13GL | Drawing No.: A00

Status: CONCEPT DESIGN

All dimensions to be verified on site. Do not scale this drawing. All discrepancies to be clarified with project architect.
 This drawing is the property of Benoy Architects and is issued on the condition it is not reproduced, retained or disclosed to any unauthorized person, either wholly or in part without written consent of Benoy Ltd.
 Ordnance Survey material is used with the permission of The Controller of HMSO, Crown copyright AR 159076.
 The CDM hazard management procedures for the Benoy aspects of the design of this project are to be based on the Benoy Design Hazard Identification and Management Sheet and drawings. The full project design team comprehensive set of hazard management procedures are available from the Planning Department Safety Coordinator appointed for the project.



00 PROPOSED UPPER GROUND LEVEL PLAN
 MA20-13UG 1:250@A1

Rev	Date	Description	By	Chkd
A00	10/08/16	INITIAL DRAFT ISSUE	AS	



Client
 WABEL AL ARABIA

Project
 KHAMIS MUSHAYT MALL
 SAUDI ARABIA

Drawing Title
 PROPOSED
 UPPER GROUND LEVEL PLAN
 SHEET 4

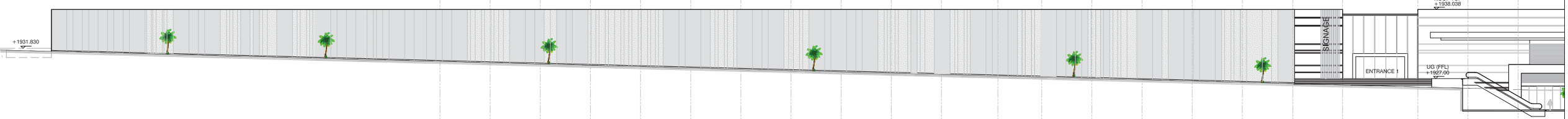
Drawn By: AS
 Checked By: JG

Scale: 1/250 @A1
 Date: AUG 2016

Project No.: BNY-MA(20)-13UG
 Drawing No.: A00

Status
 CONCEPT DESIGN

74 73 72 71 70 69 68 67 66 65 64 63 62 61 60 59 58 57 56 55 54 53



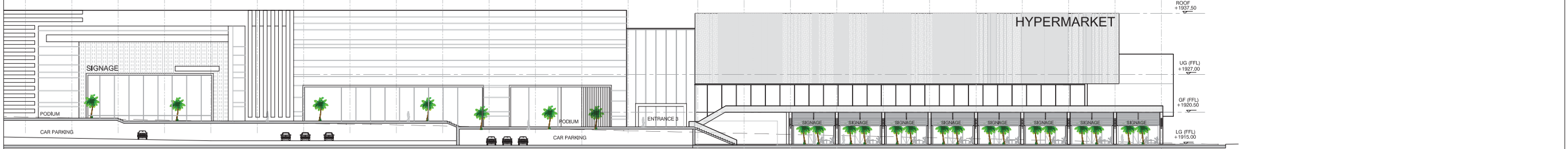
D1 PROPOSED ELEVATION 01 - (ENTERTAINMENT ZONE)
1/250 @ A0

56 55 54 53 52 51 50 49 48 47 46 45 44 43 42 41 40 39 38 37 36 35 34 33 32 31 30 29 28 27 26 25 24



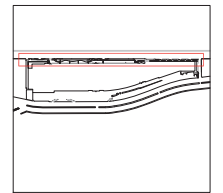
D2 PROPOSED ELEVATION 01 - (PROMENADE)
1/250 @ A0

25 24 23 22 21 20 19 18 17 16 15 14 13 12 11 10 09 08 07 06 05 04 03 02 01



D3 PROPOSED ELEVATION 01 - (BOUTIQUE END)
1/250 @ A0

Notes
1. All elevations are shown in black on white background. The drawing is for information only.
2. The drawing is for information only. It is not to be used for construction purposes.
3. The drawing is for information only. It is not to be used for construction purposes.
4. The drawing is for information only. It is not to be used for construction purposes.
5. The drawing is for information only. It is not to be used for construction purposes.



AS 20/05/16 DRAFT INITIAL ISSUE AS

Rev	Date	Description	By	Chk

Benoy
Design Architecture Masterplanning Interiors Graphics

WABEL AL ARABIA

Project
KHAMIS MUSHAYT MALL
SAUDI ARABIA

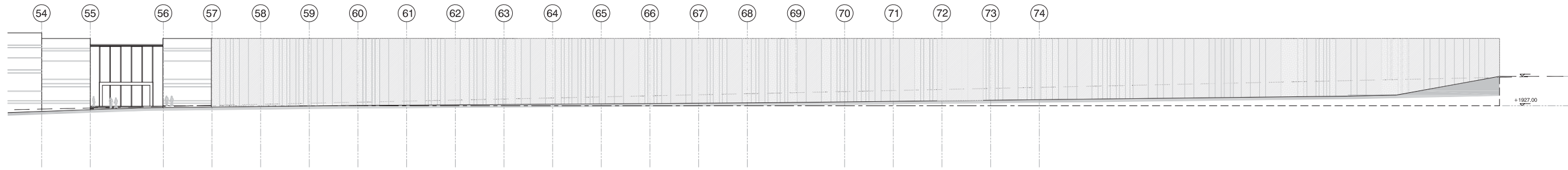
Drawing Title
PROPOSED
ELEVATION 01

Drawn By: AS | Checked By: JG
Scale: 1/250 @ A0 | Date: AUG 2016

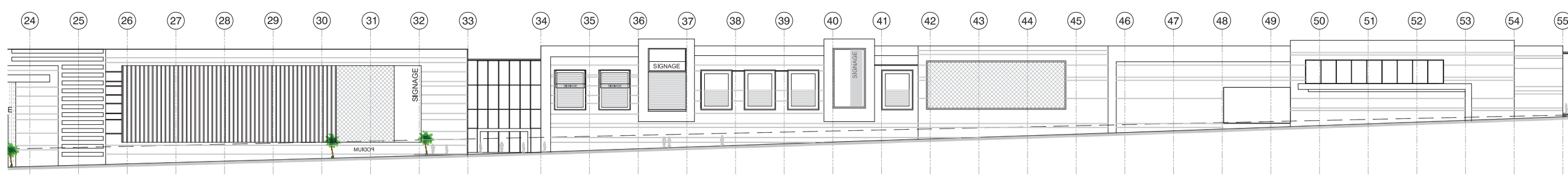
Project No.: 6357 | Drawing No.: BNY-MA(21)-EL01 | Revision: A00

Status: CONCEPT DESIGN


11-01-2016 09:00 | www.benoy.com



01 PROPOSED ELEVATION 01 - (ENTERTAINMENT ZONE)
 1/250 @ A0

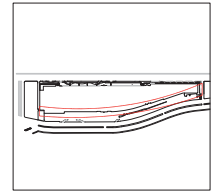


02 PROPOSED ELEVATION 01 - (PROMENADE)
 1/250 @ A0



03 PROPOSED ELEVATION 01 - (BOUTIQUE END)
 1/250 @ A0

Notes
 1. All dimensions are in meters unless otherwise specified.
 2. The drawing is for conceptual design purposes only and is not to be used for construction.
 3. The drawing is subject to change without notice.
 4. The drawing is the property of Beny Architecture and is not to be reproduced without the written consent of Beny Architecture.



A0 30/08/16 DRAFT INITIAL ISSUE AS

Rev	Date	Description	By	Chk

Benyo
 Design Architecture Masterplanning Interiors Graphics

WABEL AL ARABIA

Project
 KHAMIS MUSHAYT MALL
 SAUDI ARABIA

Drawing No.
 PROPOSED
 ELEVATION 02

Drawn By
 AS

Checked By
 JG

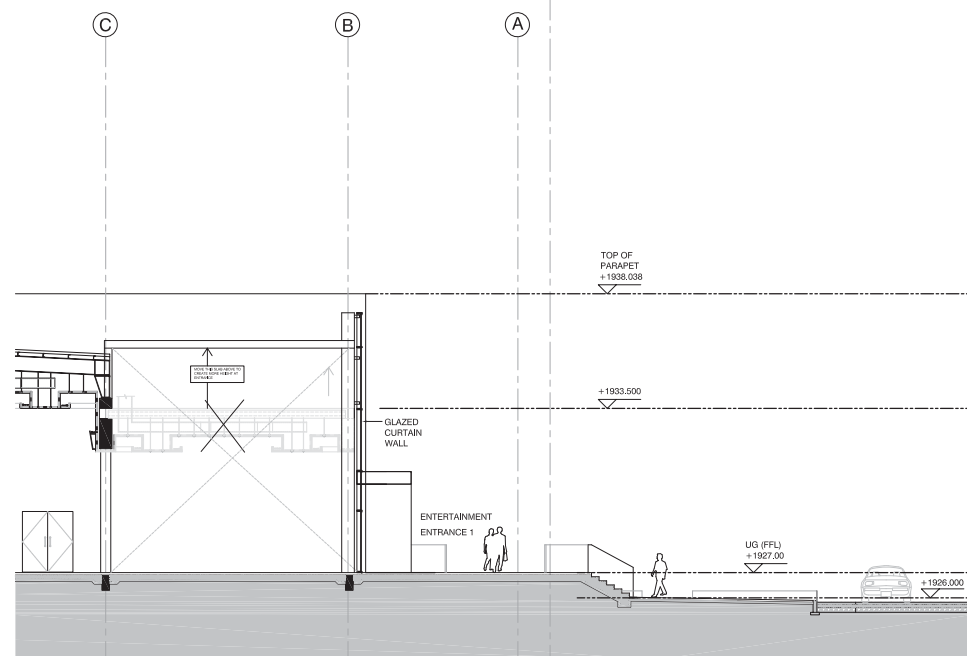
Scale
 1/250 @ A0

Date
 AUG 2016

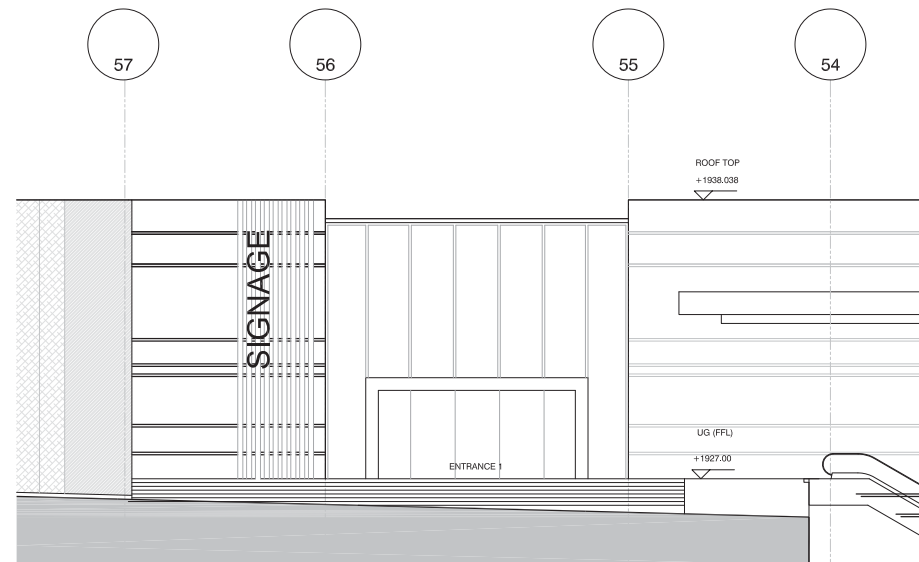
Project No. 6357 Drawing No. BNY-MA(21)-EL01 A00

Status
 CONCEPT DESIGN

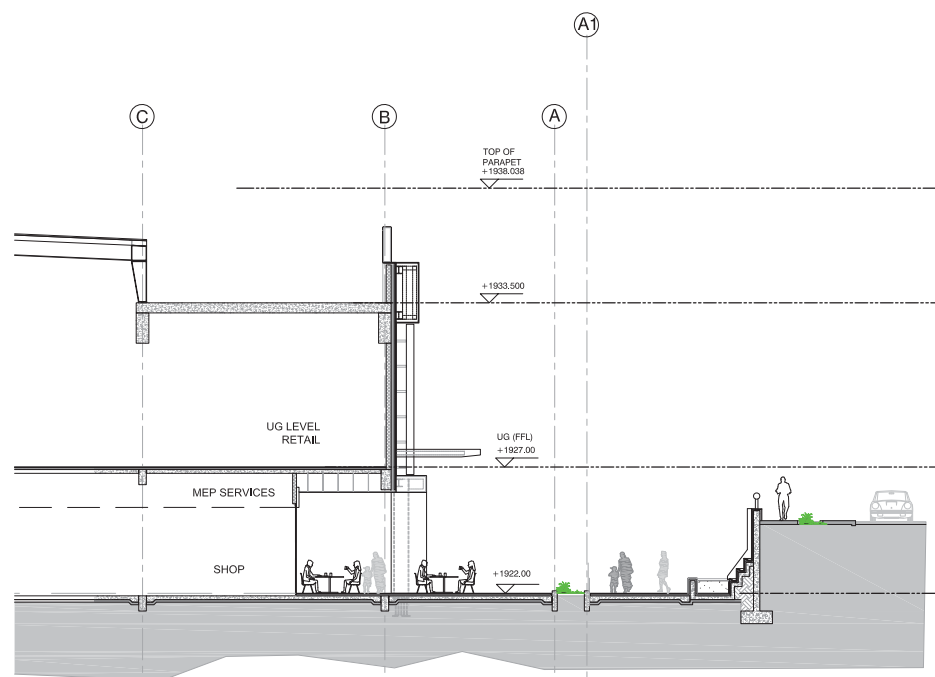
www.benyoy.com



01 SECTION 01 (ENTERTAINMENT ZONE ENTRANCE 1)
MA22SC01 1:100@A1



01 ELEVATION 01 (ENTERTAINMENT ZONE ENTRANCE 1)
MA22SC01 1:100@A1

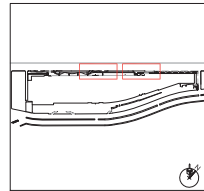


02 SECTION 02 (PROMENADE)
MA22SC01 1:100@A1



02 ELEVATION 02 (PROMENADE)
MA22SC01 1:100@A1

Notes:
1. All dimensions are in meters unless otherwise specified.
2. The building is to be constructed in accordance with the Saudi Building Code (SBC) and the applicable international standards.
3. The building is to be constructed in accordance with the Saudi Building Code (SBC) and the applicable international standards.
4. The building is to be constructed in accordance with the Saudi Building Code (SBC) and the applicable international standards.
5. The building is to be constructed in accordance with the Saudi Building Code (SBC) and the applicable international standards.



AS 30/05/16 DRAFT INITIAL ISSUE AS

No.	Date	Description	By	Chk

Benoy
Design Architecture Masterplanning Interiors Graphics

WABEL AL ARABIA

Project
KHAMIS MUSHAYT MALL
SAUDI ARABIA

Drawing Title
PROPOSED
MAIN FACADE SECTIONS

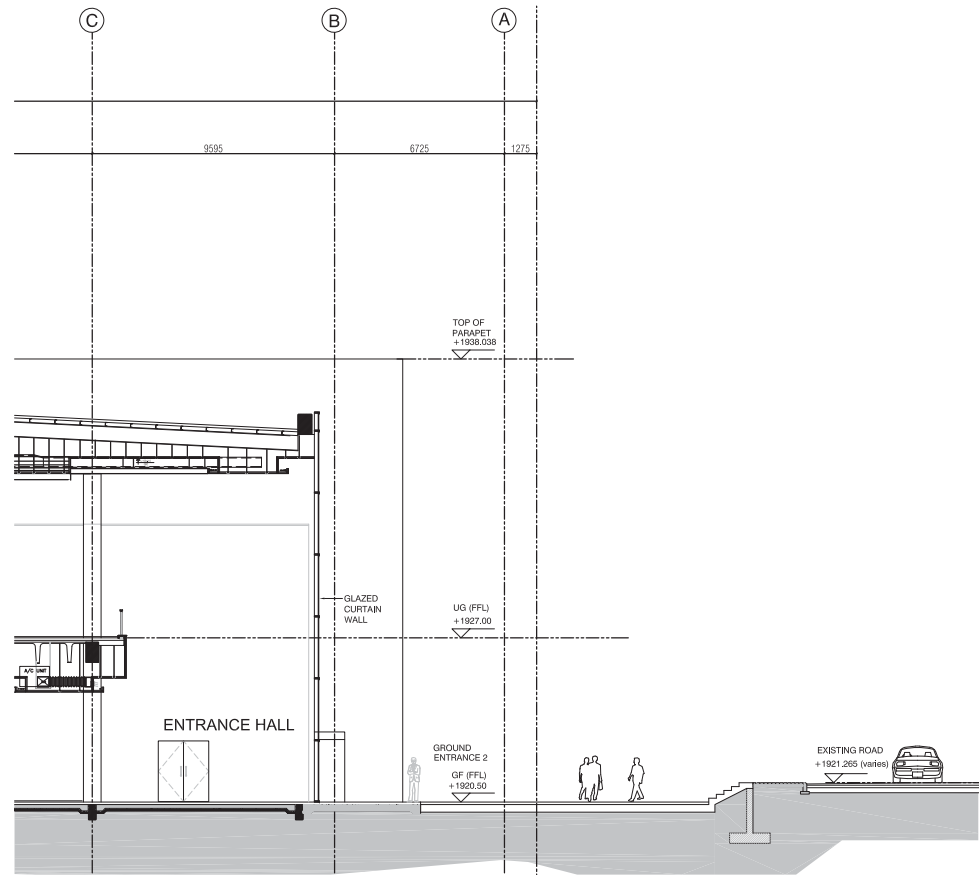
Drawn By AS	Checked By JG
----------------	------------------

Scale 1/100 @ A1	Date AUG 2016
---------------------	------------------

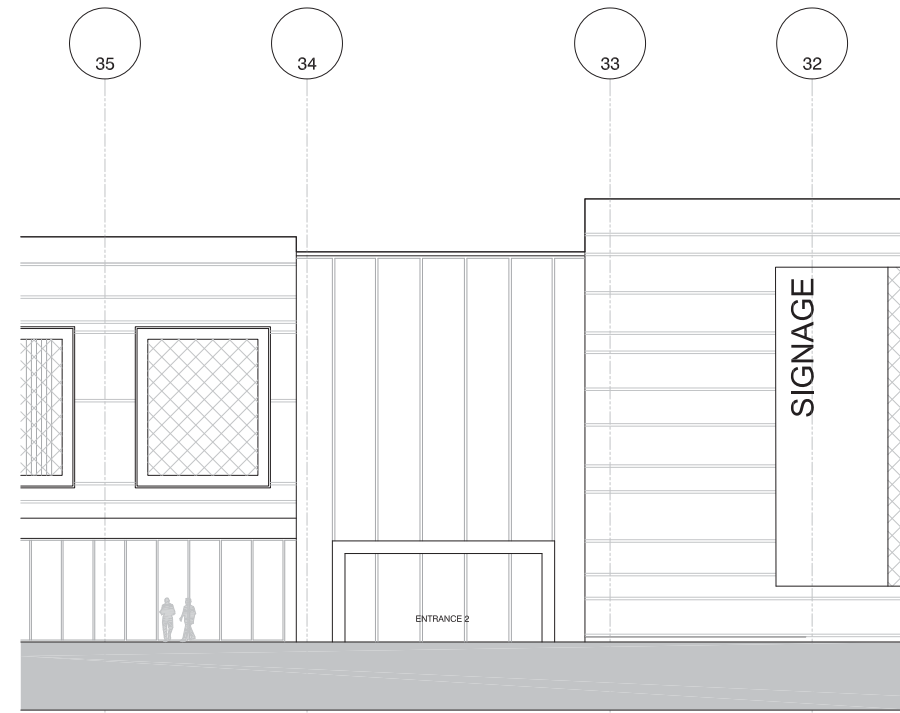
Project No. 6357	Drawing No. BNY-MA(22)-SC01	Revision A00
---------------------	--------------------------------	-----------------

State
CONCEPT DESIGN

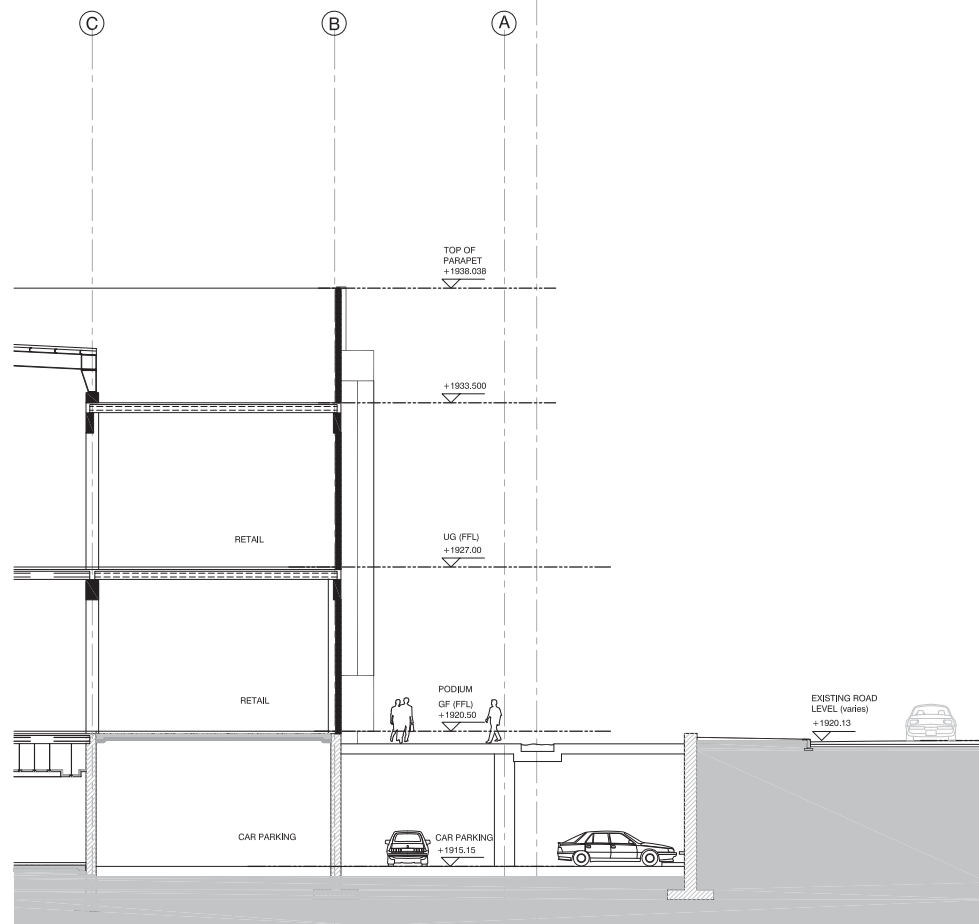
11-01-2016 08:00 www.benoy.com



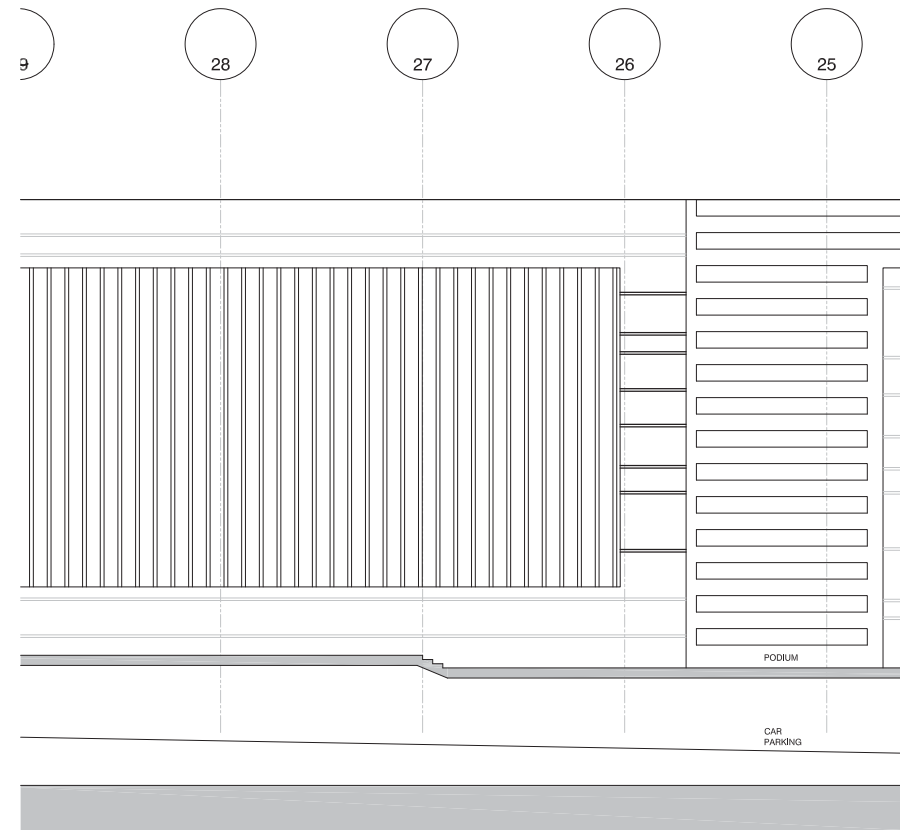
03 SECTION 03 (MALL ENTRANCE 2)
MAR22/SC01 1:100@A1



03 ELEVATION 03 (MALL ENTRANCE 2)
MAR22/SC01 1:100@A1

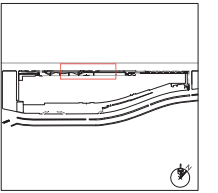


04 SECTION 04 (MALL ENTRANCE 2)
MAR22/SC01 1:100@A1




04 SECTION 04 (MALL ENTRANCE 2)
MAR22/SC01 1:100@A1

Notes
 1. All dimensions are in meters unless otherwise specified.
 2. The building is to be constructed in accordance with the Saudi Building Code (SBC) and all applicable regulations.
 3. The design is a conceptual study and is subject to change based on the final design and construction requirements.
 4. The design is for a conceptual study and is not intended for construction purposes.
 5. The design is for a conceptual study and is not intended for construction purposes.
 6. The design is for a conceptual study and is not intended for construction purposes.
 7. The design is for a conceptual study and is not intended for construction purposes.
 8. The design is for a conceptual study and is not intended for construction purposes.
 9. The design is for a conceptual study and is not intended for construction purposes.
 10. The design is for a conceptual study and is not intended for construction purposes.



AS 20/05/16 DRAFT INITIAL ISSUE AS

Rev	Date	Description	By	Chk



Design Architecture Masterplanning Interiors Graphics

WABEL AL ARABIA

Project
 KHAMIS MUSHAYT MALL
 SAUDI ARABIA

Drawing Title
 PROPOSED
 MAIN FACADE SECTIONS

Drawn By
 AS

Checked By
 JG

Scale
 1/100 @ A1

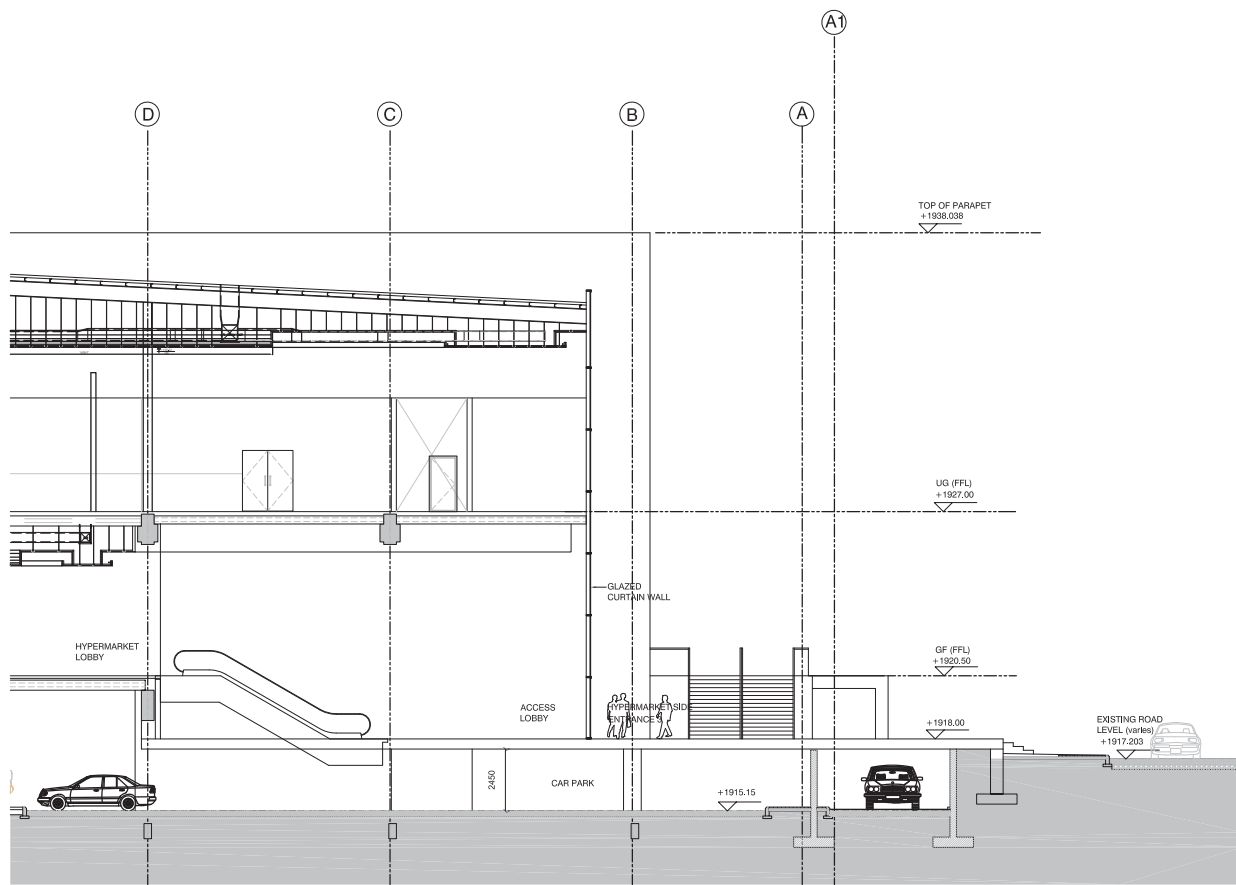
Date
 AUG 2016

Project No. | Drawing No. | Revision
 6357 | BNY-MA(22)-SC01 | A00

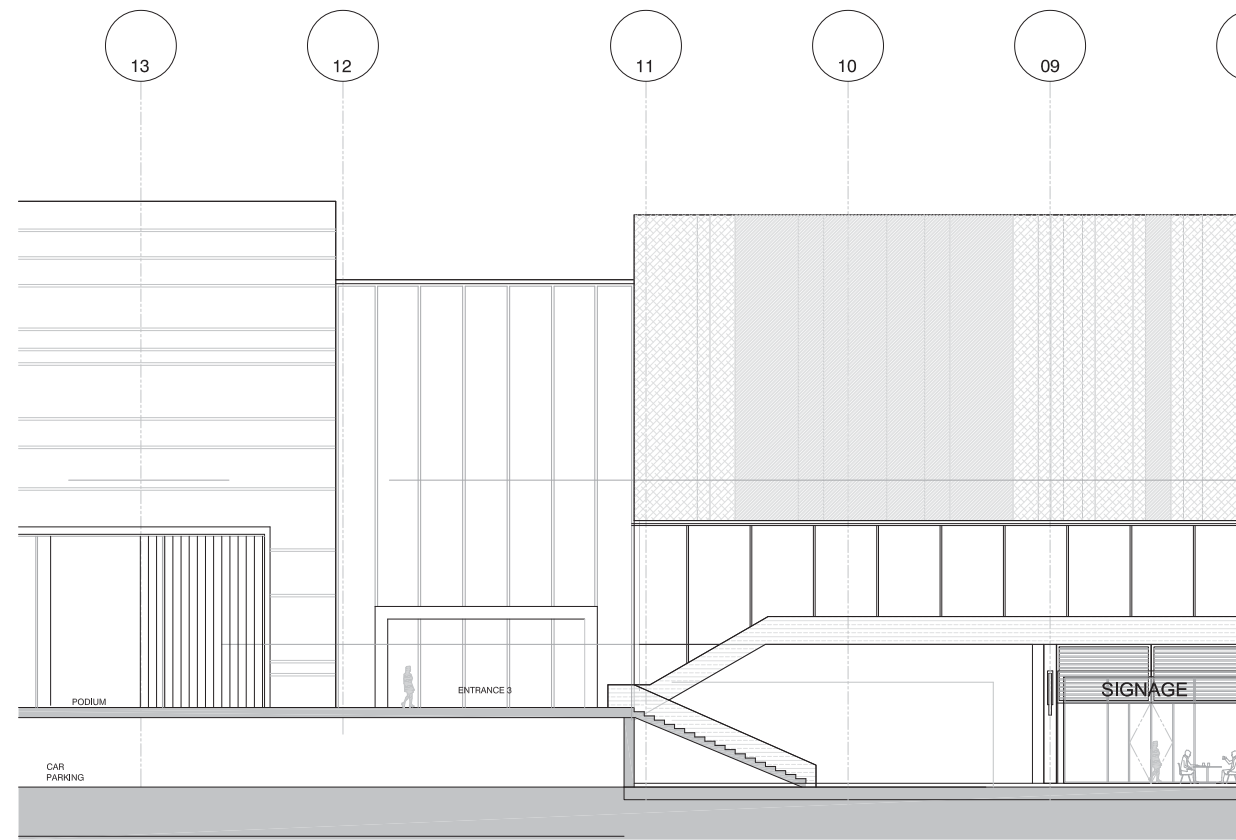
Status
 CONCEPT DESIGN

11-01-2016 08:00
 www.benyo.com

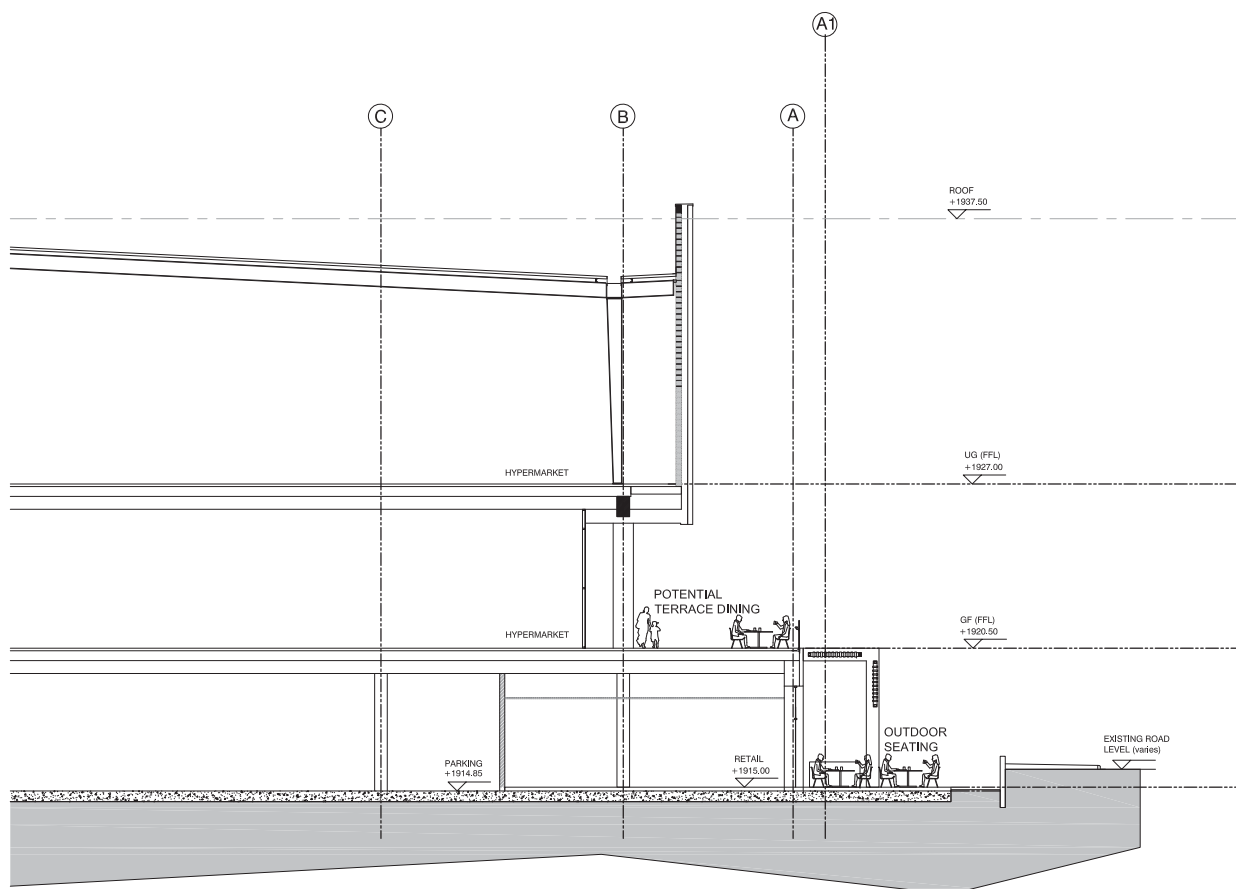
benyo@benyo.com



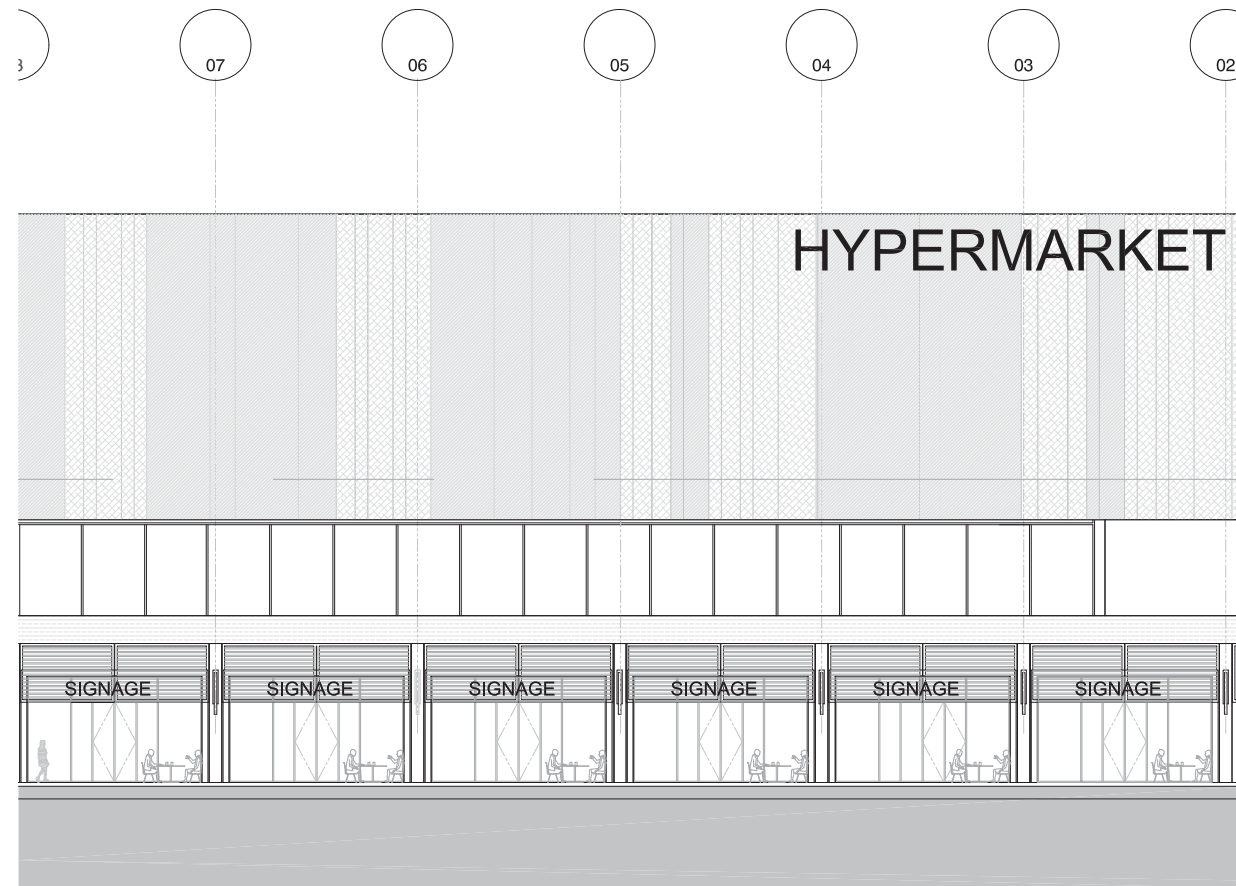
05 SECTION 05 (HYPERMARKET ENTRANCE)
1:1000 @ A1




05 ELEVATION 05 (HYPERMARKET ENTRANCE)
1:1000 @ A1



06 SECTION 06 (BOUTIQUE STREET)
1:1000 @ A1



06 ELEVATION 06 (BOUTIQUE STREET)
1:1000 @ A1



NO 16/16/16 BNYT INITIAL ISSUE AS

Rev Description By C/No

Benyo

Design Architecture Masterplanning Interiors Graphics

Client

WABEL AL ARABIA

Project

KHAMIS MUSHAYT MALL SAUDI ARABIA

Drawing Title

PROPOSED MAIN FACADE SECTIONS AND ELEVATIONS

Drawn By Checked By

AS JG

Scale Date

1/100 @ A1 AUG 2016

Project No. Drawing No. Revision

6357 BNY-MA(22)-SC02 A00

Status

CONCEPT DESIGN

www.benyoy.com

benyo@benyo.com

08 SUMMARY









Benoy

UK & Europe

E ukeurope@benoy.com

Middle East

E middleeast@benoy.com

Africa

E africa@benoy.com

India

E india@benoy.com

Greater China

E greaterchina@benoy.com

Asia Pacific

E asiapacific@benoy.com

Americas

E americas@benoy.com

www.benoy.com